

SUBSCRIBE FOR
ANTHONY'S SEMI-MONTHLY
PHOTOGRAPHIC BULLETIN,

Which is admitted to be the
BEST PHOTOGRAPHIC HELPER
THAT IS PUBLISHED.

Amateurs or Professionals who need any advice
can obtain it through its *Correspondence Column*.

We print a few of the scores of Testimonials re-
cently received to show

What People Think of the Bulletin.

A very welcome visitor to the magicians of the
dark chamber, professional and amateurs.

Very truly yours,
OLIVER WENDELL HOLMES.

The BULLETIN comes regularly and is much
prized. Its new form and dress is a marvel of
beauty outside and on the inside it is radiant
with diamonds of thought and light that cannot
help but illumine the pathway of the studious
photographer.

A. HESLER.

I think your journal the best I ever saw; it
treats with great clearness all subjects.

E. C. WINANS.

The BULLETIN has already been worth more
than a year's subscription to me. I do not want
to be without it. Long live the BULLETIN! It
serves as a beacon light to the photographer who
is far away from the great leaders, and he can,
through it, see his way clear.

Success to the men who have done so much for
us, and the great leading spirits who give us so
much for so little.

P. ERSLEY, Texas.

I wish you could know how much one amateur,
at least, appreciates your kind and cordial offer to
answer questions. Wishing the best of success
and long life to the BULLETIN.

Yours sincerely,
N. E. MAXSON.

The external and internal appearance of the
BULLETIN are something to be proud of, and the
new departure shows that, while it is too young to
stop growing, it is old enough to be staid and sen-
sible and interesting. It is a credit to you and
Prof. Chandler, and to the fraternity at large, and
I wish you all the success your enterprise deserves.

Very truly yours,
J. H. KENT.

The BULLETIN is to my notion the best photo-
magazine published in this country. I should
not attempt to keep up to the time photographi-
cally without it.

C. B. WAITE.

EVERY ISSUE ILLUSTRATED.

Subscription, \$3.00 per Annum.

E. & H. T. ANTHONY & CO., Publishers.



**ANTHONY'S
PHOTOGRAPHIC
BULLETIN**

Edited by
Prof. CHAS. E. CHANDLER, PH.D.
Prof. of Applied Chemistry in the School of Mines
COLUMBIA COLLEGE, NEW YORK CITY.

E. & H. T. Anthony & Co.
691 BROADWAY
New York.

It cannot come too often, for it always brings
some useful hint, some valuable information, or
some word of good cheer to us poor photographers
struggling against constantly increasing expenses
and constantly decreasing profits.

Yours faithfully,
E. K. HOUGH, New Orleans.

We are greatly pleased with the new BULLETIN,
especially with the column devoted to questions
and answers. We think it will be a source of ex-
treme satisfaction for both amateurs and profes-
sionals.

Yours truly,
J. H. MCGOWAN.

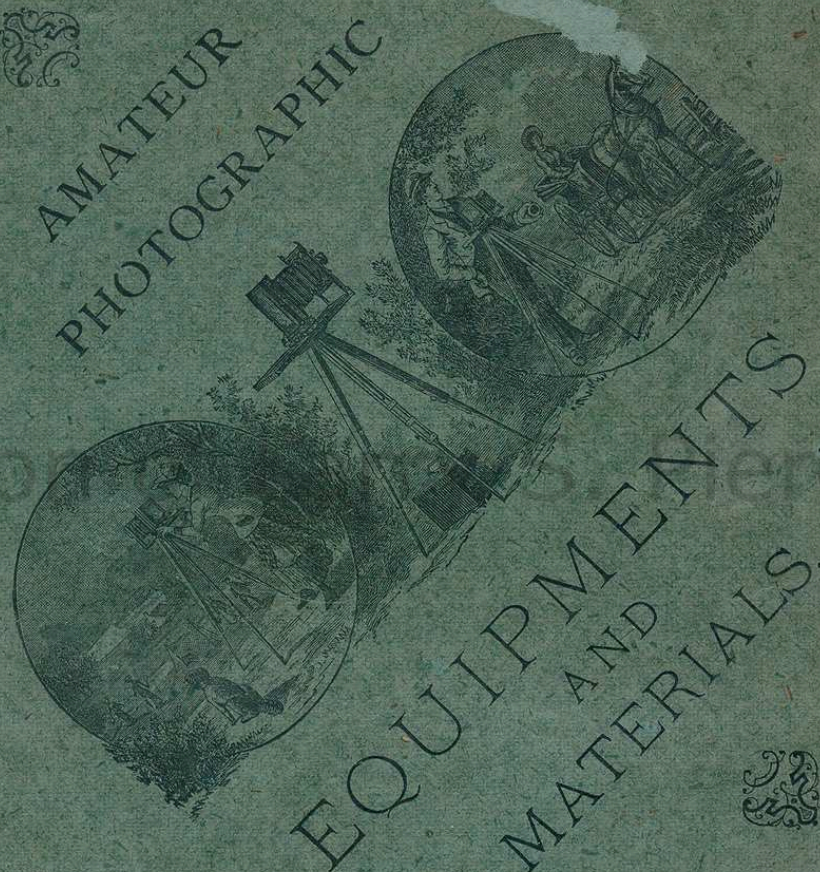
The BULLETIN is the best periodical of its kind I
have yet had the pleasure of reading, and it cannot
but be a great help to all artists. I wish you abun-
dant success.

Yours,
W. FERRINGTON.

ILLUSTRATED CATALOGUE

OF

AMATEUR
PHOTOGRAPHIC



NEW YORK :

E. & H. T. ANTHONY & CO.,

No. 591 BROADWAY.

JANUARY, 1889.

TERMS.

Where parties desire goods sent C. O. D., unless they are known to our house, a remittance of at least one-third the value must accompany the order.

The prices given in this catalogue are liable to fluctuation. When any article is reduced, the buyer will get the benefit without reference to the printed list.

READ CAREFULLY THESE FEW FACTS.

Presumably the reader of the following pages knows something of the interesting art for which the articles enumerated in this catalogue are provided. If not, he can acquire a general idea of it from what follows, and we shall be pleased, on receipt of fifty cents, to mail to any address a book, in which all the details are given, entitled *How to Make Photographs*; A Manual for Amateurs, by T. C. Roche, recently published by our house. It has been penned and edited by eminent theoretical and practical photographers.

That work has been written with the view of stating in the most simple and concise language everything necessary for any one to know who may be disposed to engage in photography as an amateur. It will be found equally servicable to those who desire to practice the art as an aid in their business or profession, and all its statements may be implicitly relied on for accuracy and practicability.

The introduction of the gelatino-bromide dry plate has so revolutionized photography that but little preliminary knowledge of it is now essential; in fact, it is astonishing what can be accomplished by totally inexperienced amateurs who may exercise a little taste and judgment.

It is scarcely to be supposed that success should always attend one's first efforts, but rapid progress can generally be made by old or young, lady or gentleman, who may manifest the slightest disposition to excel.

Unlike the old "wet" plate, the gelatino-bromide process has the advantage of admitting a much wider latitude of exposure—that is to say, the actual time which the sensitive plate may now be subjected to light, though still important, is far less so than by the old collodion process, and the subsequent operations are free from the former objections of complexity, uncertainty and stains. The apparatus and chemicals required are also few and inexpensive, and there is nothing which the veriest tyro in chemistry cannot readily master.

Another obvious improvement is recognized in the exceeding lightness and portability of the equipments, and their greater adaptability to the requirements of the public.

Unfortunately the increasing demand has led many persons to engage in the manufacture and sale of apparatus and materials that are quite

READ CAREFULLY THESE FEW FACTS.

inadequate for the attainment of satisfactory results. We therefore point with pride to the intrinsic excellence of every item in the following list—the outcome of *more than forty years'* diligent effort and experience in the preparation of photographic supplies.

In selecting an outfit from those described in the following pages there are two axioms it will be well to bear in mind. They are:

First.—The larger the camera, the greater the bulk and weight.

Second.—While a small picture can be made with a large camera, a large picture *cannot* be made with a small camera.

Remember, we do not make a single toy; all our cameras are practical working instruments such as are in constant use by professional photographers. All are fitted with our Patent Perfect Double Dry Plate Holders, which are by far the lightest, tightest and handiest holders made, and have done as much as any other one thing toward giving popularity to our equipments. The equipments from numbers 1 to 6 are fitted with fine single achromatic lenses, which (with the exception of the 4 x 5) are provided with changeable diaphragms, so that the time of exposure may be varied to suit the subject.

They are adapted for landscapes and out-of-door groups and in a good light require but a second's time (or even less) to make a picture. Amateurs who aim to excel, and with whom the cost is a secondary consideration, are invited to examine the more expensive double achromatic lenses described in the following pages.

Those made by DALLMEYER especially can be depended on as being *absolutely the best in market*. With these the very finest results are possible.

In buying do not forget that you are not going to make an experiment. Your success is assured if you follow the printed directions. Thousands have succeeded before you with only the ordinary amount of brains, and some with less than is allowed to mankind generally. So when you buy, buy as good an outfit as you can afford. With a cheap instrument you can do good work, but with the better grades you can do better work more easily. First decide what size you want, then *get the best you can afford of that size*.

With these few hints and explanations we take pleasure in opening to your view and for your consideration the pages of this little book, with the further assurance that everything therein mentioned is guaranteed to be exactly as described.

IMPORTANT.

In this list the prices of many Cameras, Lenses, Tripods, etc., are given separately, for those who desire to make up an equipment differing from those designated as Nos. 1 to 8 B.

When the price is given for camera, holder and case, it includes neither lens nor tripod. Our list has been prepared with great care, and we have endeavored to be explicit enough to enable any one to select such articles as will make a harmonious equipment. The sizes given are the largest that each camera will admit of, but smaller plates can be used in each by means of our inside kits, for each of which we give the outside dimensions with size of plate that can be used in same.

As our equipments are sold at a less price than the several parts could be bought for separately and combined, we suggest the purchase of such *complete*, wherever possible, as a matter of economy. Where lenses differ from those accompanying the equipments are required, the price for making up such special outfit can readily be reached, as prices are given for the different parts that can be supplied separately.

When prices for such parts are not given, it designates that such outfit is sold in one way only, viz., *complete*.

As will be seen, a complete outfit for making pictures measuring 4 x 5 inches can be purchased for \$19, as follows:

No. 1 Equipment, described on page 5,	\$9 00
4 x 5 Developing Outfit, described on page 29,	5 25
4 x 5 Printing Outfit, described on page 29,	4 75

This will include everything necessary for making and developing one dozen negatives, and making and mounting two dozen prints from these negatives.

The cost of making subsequent pictures would be trifling, as the developing and printing outfits include trays, graduates, funnels, etc., that will last for years, and sufficient chemicals for making several dozen additional negatives and prints.

A corresponding outfit for making 5 x 8 pictures would cost \$22.50, as follows:

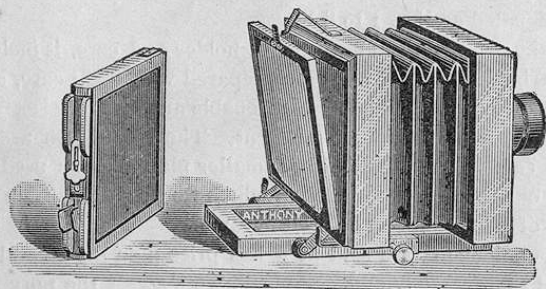
No. 2 Equipment, described on page 6,	\$10 00
5 x 8 Developing Outfit, described on page 29,	6 50
5 x 8 Printing Outfit, described on page 29,	6 00

Developing and printing outfits adapted to equipments of other sizes will be found on page 29 in this catalogue.

Yours very truly,


E. & H. T. ANTHONY & CO.

Anthony's Amateur Outfits.—Description and Prices.



Equipment No. 1.


Mahogany camera, for making pictures vertically or horizontally measuring 4 x 5 inches, with one patent double dry plate-holder, fine single achromatic lens, improved triple-jointed Climax tripod, and carrying case, . . . \$9 00
 Extra double dry plate holders, each, . . . 2 00
 Total weight, 6 $\frac{3}{4}$ lbs.



Equipment No. 1 B.


Mahogany camera, for making pictures vertically or horizontally measuring 4 x 5 inches, with folding bed, single swing, rising front, fine single achromatic lens, one patent double dry plate holder, improved triple-jointed Climax tripod, and carrying case. Price, complete, . . . \$10 00
 Extra double dry plate holders, each, . . . 2 00
 Weight, 6 $\frac{3}{4}$ lbs.

Equipment No. 1 $\frac{1}{2}$.




Mahogany camera, suitable for making pictures measuring 4 $\frac{1}{4}$ x 6 $\frac{1}{2}$ inches, with removable front, one double dry plate holder, fine single achromatic lens, improved tripod, and carrying case, . . . \$10 00
 Extra patent double dry plate holders, each, . . . 2 25
 Total weight, 11 lbs.

Equipment No. 1 $\frac{1}{2}$ B.




Same as No. 1 B, but for pictures size 4 $\frac{1}{4}$ x 6 $\frac{1}{2}$ inches.

Price, complete, . . . \$13 00
 Extra patent double dry plate holders, each, . . . 2 25

Equipment No. 2.

Mahogany camera, for making pictures measuring 5 x 8 inches, with removable front, one double dry plate holder, fine single achromatic lens, improved tripod, and carrying case, \$10 00

Extra patent dry plate holders, each, 2 25
Total weight, 10½ lbs.


Equipment No. 2 A.
(PATENTED.)

Consisting of 5 x 8 handsomely finished camera, with folding bed (fastening with our patent clamp hooks), removable front, E. A. single achromatic view lens, with diaphragms, patent perfect double dry plate holder (smallest and lightest in market), and patent triple-jointed Climax folding tripod (camera, holder, lens and tripod top in neat carrying case), tripod legs strapped together.

Price for above, complete, \$12 00
Extra holders for above, each, \$2 25
Total weight, 11 lbs.

Equipment No. 2 B.

WITH INSTANTANEOUS SHUTTER (PATENTED).



Mahogany camera, size 5 x 8, with swing back, rising removable front, and instantaneous shutter, and in other respects same as No. 2 A.

Price, complete, \$15 00
" without lens, 11 00
Extra holders, each, 2 25
Total weight, 11¼ lbs.



Equipment No. 3.

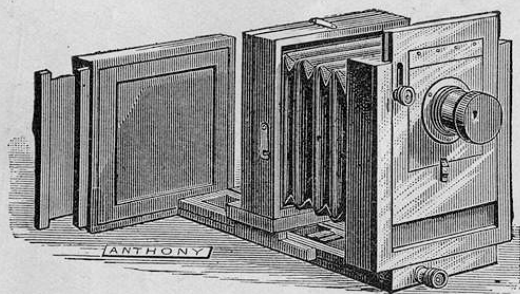
Mahogany camera, similar to No. 2, with lens for making 5 x 8 pictures, and a pair of fine achromatic lenses for making either stereoscopic views on a 5 x 8 plate, or two 4 x 5 views on a 5 x 8 plate.

Price, including the three lenses, tripod and carrying case, \$16 50

Total weight, 11¼ lbs.

Where the lens for making single pictures on a 5 x 8 plate is not desired the remainder of the outfit, including the stereoscopic lenses, will be supplied for \$13 50.



Equipment No. 4.

A mahogany camera, for making pictures vertically or horizontally measuring 4 x 5 inches, complete with rising front, folding bed, rubber bellows, and focusing screw, one fine single achromatic lens, improved tripod, six 4 x 5 patent double dry plate holders, and carrying case, . . . \$19 00

Weight, 9½ lbs. Parts of No. 4 supplied as follows:

4 x 5 camera, as above, <i>with shield</i> ,	\$6 00
4 x 5 patent double dry plate holders, each,	2 00
Single achromatic lens,	3 50

Equipment No. 5.


A 5 x 8 N. P. A. Mahogany Stereoscopic Camera, with patent swing back, rising front, folding bed (latter fastening by means of our patent clamp hooks), rubber bellows, hinged ground glass, patent set screw, six 5 x 8 patent double dry plate holders, improved folding tripod, carrying case, and one pair of fine single achromatic stereoscopic view lenses, \$30. Total weight, 13 pounds. Parts of No. 5 outfit supplied as follows:

5 x 8 camera, as described, with shield and case,	\$9 00
5 x 8 patent double dry plate holders, each,	2 25
Pair of achromatic stereoscopic lenses,	7 00

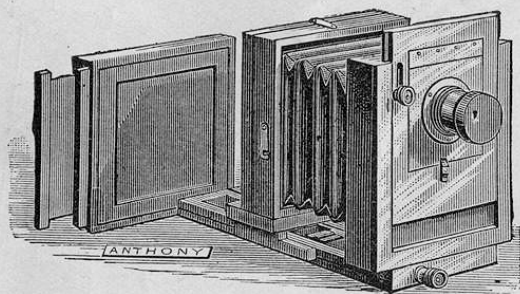
Same as No. 5, **Equipment No. 6.**

lens for producing single view of a fine single achromatic inches. Weight, 13½ pounds.

Price, complete, including the three lenses, measuring 5 x 8

Equipment No. 7 B.

N. P. A. mahogany camera, with folding bed (latter fastening by means of our patent clamp hooks), rising front and patent swing back, for making pictures on a 6½ x 8½ plate, including one double dry plate holder and carrying case, fine single achromatic lens, and patent telescopic folding tripod, \$21. Total weight, 14 pounds. Extra patent double holders, each \$3 50.

Equipment No. 4.

A mahogany camera, for making pictures vertically or horizontally measuring 4 x 5 inches, complete with rising front, folding bed, rubber bellows, and focusing screw, one fine single achromatic lens, improved tripod, six 4 x 5 patent double dry plate holders, and carrying case, . . . \$19 00

Weight, 9½ lbs. Parts of No. 4 supplied as follows:

4 x 5 camera, as above, <i>with shield</i> ,	\$6 00
4 x 5 patent double dry plate holders, each,	2 00
Single achromatic lens,	3 50

Equipment No. 5.


A 5 x 8 N. P. A. Mahogany Stereoscopic Camera, with patent swing back, rising front, folding bed (latter fastening by means of our patent clamp hooks), rubber bellows, hinged ground glass, patent set screw, six 5 x 8 patent double dry plate holders, improved folding tripod, carrying case, and one pair of fine single achromatic stereoscopic view lenses, \$30. Total weight, 13 pounds. Parts of No. 5 outfit supplied as follows:

5 x 8 camera, as described, with shield and case,	\$9 00
5 x 8 patent double dry plate holders, each,	2 25
Pair of achromatic stereoscopic lenses,	7 00

Same as No. 5, **Equipment No. 6.**


lens for producing single of a fine single achromatic inches. Weight, 13½ pounds.

Price, complete, including the three lenses, measuring 5 x 8

Equipment No. 7 B.

N. P. A. mahogany camera, with folding bed (latter fastening by means of our patent clamp hooks), rising front and patent swing back, for making pictures on a 6½ x 8½ plate, including one double dry plate holder and carrying case, fine single achromatic lens, and patent telescopic folding tripod, \$21. Total weight, 14 pounds. Extra patent double holders, each \$3 50.


The N. P. A. Cameras.



A handsomely finished mahogany camera with patent swing back, rising front, folding bed, patent clamp hooks (to make the bed rigid), extra front and stereoscopic partition. By means of a plate on the side, these cameras can be reversed on the tripod and used to make vertical pictures. These are the same cameras as used in our 1 B, 2 B, 7 B, and 8 B Equipments. Prices, including camera as above, one patent double dry plate holder and carrying case.

[illegible]

The Patent Bijou Camera.



For $3\frac{1}{4} \times 4\frac{1}{4}$ Plate.

This little camera is the neatest, nattiest, and altogether nicest camera of its kind ever made. When folded it measures 5 x 5 x 3½ inches, and can readily be put in an ordinary hand-grip or may even be carried in the overcoat pocket. It weighs only 14½ ounces, and the holders are correspondingly light and compact.

It has a sliding front, hinged ground glass, and folding bed, which is provided with a novel arrangement for fixing it in position, enabling the operator to adjust it in a few seconds. It is made of mahogany, with our new hard finish, flexible bellows and brass mountings, making a remarkably elegant little instrument.


As the plate is the same size as those used with magic lanterns, slides may be made from them by contact printing in an ordinary printing frame. By using rapid printing paper in connection with our enlarging lantern, the pictures may be made as large as desired. For tourists, to whom weight and bulk are objections, this camera is of especial value.

Price of camera, with one double holder, . . .	\$ 9 00
--	---------

Nickel plated and highly polished, with swing back, 12 00

Price of patent improved double dry plate-holders,

3½ x 4½ each, 2 00

Anthony's Patent Novelette View Cameras.

These are made in the best possible manner, and of first quality mahogany in good hard varnish finish. They have single and double swing backs, cone bellows and folding beds; are very light, compact and strong. Their peculiar construction admits of making the pictures either vertically or horizontally with equal ease, the change of position being effected very quickly.

The rear part of the camera is separated from the bed by merely pushing it from left to right, the key-hole slots releasing the heads of the screws.

The front end of the bellows being arranged so as to revolve in a light framework which runs on the two hollow upright brass rods, when the rear of the camera is separated from the bed, the entire bellows revolves at the same time

with the rear. When this is turned on its side and replaced on the screws the camera is reversed. The whole operation of reversing a 5 x 8 camera requires but two seconds by the watch.

They are made with as long a bellows as possible, the 5 x 8 being about four inches longer than those of the ordinary kind. The ground glass is hinged to the camera.

Several new features have been availed of in the construction of this camera, to wit: The bed may be instantly rendered rigid, *without the use of screws*, by means of a brace of patent hooks that hold the two sections of the bed with great firmness.

The rabbet commonly found on the plate holder is dispensed with, and instead it is placed on the camera, thus saving the otherwise additional weight rendered necessary for twelve such rabbets when made on the plate holders (two on each of the six usually carried), and the no inconsiderable item of three-fourths of an inch in bulk.

Compactness.—They occupy less space than any other view cameras of the same capacity except our Fairy Cameras, and the plate holders actually require little more than one-half the room of the lightest of any others in use. The plate holders are made of hard wood, with metal carriers for the plates, and fitted with all the later improvements.

When packed, the camera should always be put in a vertical position.

	PRICES.	Without Swing.	Single Swing.	Double Swing.
4 x 5, including one double dry plate holder,	\$12 50	\$15 50	
4½ x 6½, as above,	20 00	
5 x 7 or 5 x 8, as above,	20 00	\$23 00	
6½ x 8½, as above,	25 00	28 00	
8 x 10, "	30 00	33 00	

With the 4 x 5 size the "Detective" plate holders are used.

THE FAIRY CAMERAS.

It has long been our desire to place before the public a camera that would at once embrace these most necessary requirements—portability, compactness, and strength, combined with beauty and accuracy of working.

Hitherto, the nearest approach to this has been the "Novel" Camera, which for a time seemed to be everything that could be desired. But urgent calls for something still better were frequently made, and we therefore devised the Fairy Camera, by far the most attractive and elegant piece of apparatus of its kind ever offered. In presenting it we invite attention to the following advantages it possesses over all others.

Strength.—They are put together as rigidly as wood and metal will admit of, and are therefore perfectly rigid.

Compactness.—They occupy less space than any other view cameras of the same capacity, and the plate holders are made of hard wood, with metal carriers for the plates, and fitted with all the later improvements.


Portability.—The small compass to which they may be reduced renders them in this respect incomparably superior to any. They are packed in canvas-covered wooden cases—and each double plate holder has its own compartment. The cover of the case telescopes over its body.

Several new features have been availed of in the construction of this camera.

First.—The bed may be instantly rendered rigid, without the use of screws, by means of a brace of hooks that hold the two sections of the bed with great firmness.

Second.—The rabbet commonly found on the plate holder is dispensed with, and instead it is placed on the camera, thus saving the otherwise additional weight rendered necessary for twelve such rabbets when made on the plate holders (two on each of the six usually carried), and the no inconsiderable item of three-quarters of an inch in bulk.


Third.—The camera is focused with a long, continuous metallic rack, cog wheel and pinion, the latter being firmly held in position by a binding screw.



With Stereo Attachments, used Horizontally.

The Fairy Cameras (Continued).


The ground glass springs backward in its frame, like that in the regular Novel Camera, and is held tightly in position by metallic spring corners. When windy this is a decided advantage.



5 x 8, with Stereo Attachments, used Vertically.

The Fairy Camera is made in finely polished Circassian walnut, the metal work being nickel-plated, thus making it the most elegant and perfect camera known.

At present they may be had in four sizes, in sole leather carrying case with sling, as follows:



Without Stereo Attachments.

Including one Double Dry Plate Holder.

4½ x 6½, without stereo attachments,	• • • • •	\$40 00
5 x 8, " " " " " "	• • • • •	42 00
5 x 8, with " " " " " "	• • • • •	42 00
6½ x 8½, " " " " " "	• • • • •	45 00
8 x 10, " " " " " "	• • • • •	50 00

*The Fairy Cameras (Continued).**Including six Double Dry Plate Holders.*

4 $\frac{1}{4}$ x 6 $\frac{1}{2}$,	without stereo attachments,	\$50 00
5 x 8	"	"	"	"	"	"	54 00
5 x 8	with	"	"	"	"	"	54 00
6 $\frac{1}{2}$ x 8 $\frac{1}{2}$	"	"	"	"	"	"	62 00
8 x 10	"	"	"	"	"	"	72 00


Fairy Plate Holders only (with polished rubber slides).

4 $\frac{1}{4}$ x 6 $\frac{1}{2}$, each,	.	.	.	\$2 80	6 $\frac{1}{2}$ x 8 $\frac{1}{2}$, each,	.	.	.	\$4 50
5 x 8, "	.	.	.	2 90	8 x 10, "	.	.	.	5 65

Naturally those without stereoscopic attachments are still lighter and a trifle more compact than those with, and may be preferred by persons who desire to make single portraits or views only. When six holders are purchased at once with the camera, the extra five holders are put in a leather case with sling, gratis.

Anthony's Patent Duplex Novelette Camera,

5 x 8—8 x 10 and 8 x 10—11 x 14.



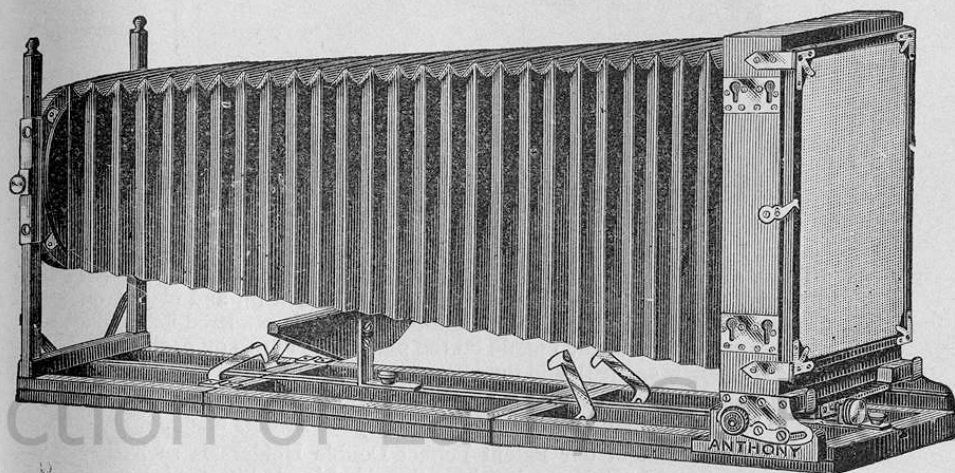
As shown by the cut, this consists of a 5 x 8 Novelette Camera, single swing, with stereo attachment, and the body and bellows of an 8 x 10 Novelette Camera. The bellows can be instantly detached from the front and the whole removed, and that of the 8 x 10 put in its place, thus converting it into an 8 x 10 camera.

Price, complete, with one each 5 x 8—8 x 10 Patent Double Dry Plate Holders and Carrying Case for each part, \$36 00.

Size 8 x 10—11 x 14, \$65 00

Anthony's Patent Novelette Copying Camera.

8 x 10 Novelette Camera, with single swing and extra long bellows,
for copying, enlarging, etc.



The bed is composed of three sections. By removing the rear section a regular 8 x 10 Novelette Camera is obtained. The extra section is held firmly in position by two dowel pins and our patent hook clamps, and can be removed in less than three seconds. A movable support is placed under the bellows to hold it in position and prevent sagging.

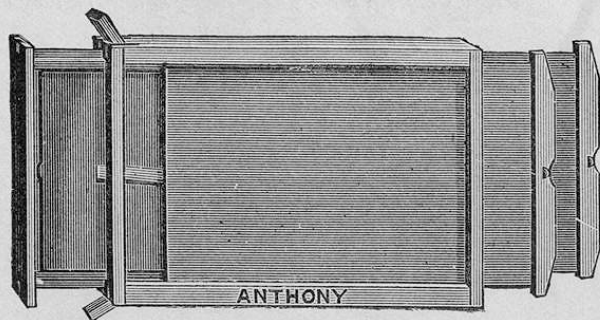
All is packed in an ordinary carrying case.

Length of focus, 32 $\frac{1}{2}$ inches.

Total weight, 7 pounds.

Price, including one of our New Style Double Novelette Holders and Case, \$40.

Anthony's Patent Eclipse and Novelette Double Dry Plate Holders or Shields.



These are the most compact plate holders in the market, the rabbit commonly found on the plate holder being dispensed with, and placed on the camera instead, thus saving the additional weight rendered necessary for twelve such rabbits when made on the plate holder (two on each of the six holders usually carried), and the item of three-fourths of an inch in bulk.

Their outside dimensions, exclusive of slide caps as given below, will be found to be smaller than any other double dry plate holders made.

The construction of our Patent Perfect Double Holders is such that several sizes of plates can be used without the aid of inside kits, for instance, in a 5 x 8 holder, any plate measuring five inches one way and not over eight inches the other, can be used, 4 x 5, 5 x 7, etc. This is very convenient where experiments regarding time are being made, and narrow strips tried in place of using an entire plate, or different sizes of plate with inside dry plate kits.

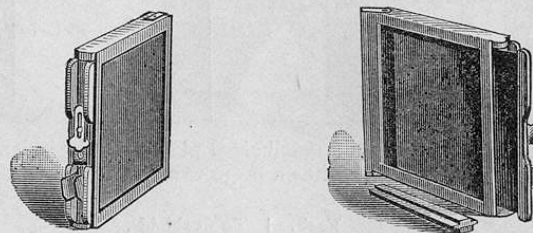
Thin wooden frames can be supplied for holding still smaller sizes, if desired, so that the amateur can experiment with plates smaller than the extreme limit of his holders, and at much less expense. (See Inside Dry Plate Kits.) They are also much more readily managed in the ruby light than any other style.

OUTSIDE DIMENSIONS OF PLATE HOLDERS.

	FOR PLATES.	PRICE.
$\frac{3}{4}$ x $5\frac{1}{4}$ x $7\frac{1}{2}$	$4\frac{1}{4}$ x $6\frac{1}{2}$each,	\$2 25
$\frac{3}{4}$ x 6 x 9.....	5 x 8.....	" 2 25
$\frac{3}{4}$ x $7\frac{1}{2}$ x 10.....	$6\frac{1}{2}$ x $8\frac{1}{2}$	" 3 50
$\frac{3}{4}$ x 9 x $11\frac{1}{2}$	8 x 10.....	" 4 50
1 x $12\frac{1}{2}$ x $15\frac{1}{2}$	11 x 14.....	" 8 00

The Novelette and Eclipse Holders are of the same dimensions and style, except that the former have pins in the edges by which they are held fast to the camera by hooks, whereas the outfits No. 1 to 8 B, with which the Eclipse Holders are used, have our patent hinged spring.

Anthony's Patent Detective Double Dry Plate Holders.

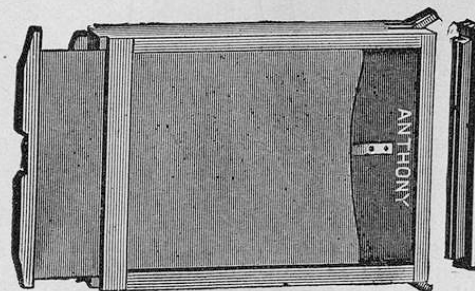


These are unquestionably the lightest and most compact holders of their size in the market. The plates are placed into and removed from the holder at one of the ends, which is opened by pressing aside the metal band that secures the wooden cover. (See right hand cut.) These holders have hard rubber slides, and are provided with an ingenious device for holding slides in place and preventing their being accidentally drawn out when the holder contains plates.

These holders are used with our "Detective," "4 x 5 Novelette," "Bicycle" and "Bijou" cameras. They are also supplied with our No. 1 and No. 1 B equipments. Made in the following sizes only:



$3\frac{1}{4}$ x $4\frac{1}{4}$ each..... \$2 00 | 4 x 5 each..... \$2 00

Anthony's Patent Zephyr Double Dry Plate Holders.



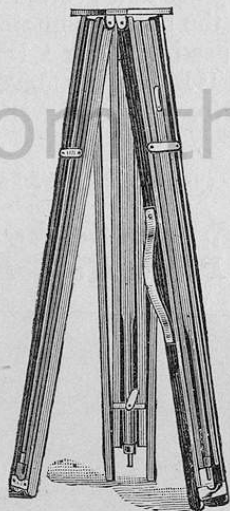
Similar to the Detective Holders, but with paper slide. These can be used with any of our Amateur Outfits, and when fitted with pins at the sides can be attached to Novelette Camera.

$4\frac{1}{4}$ x $6\frac{1}{2}$, \$1 25 5 x 7, \$1 25 5 x 8, \$1 35 $6\frac{1}{2}$ x $8\frac{1}{2}$, \$1 60 8 x 10, \$1 85

Inside Dry Plate Kits.

Thin wooden frames to hold small sized plates, fitting in larger shields, thus enabling the amateur who has a large camera, to use small plates as well as large ones.

To fit shields.	Each.	To fit shields.	Each
4 x 5—3 1/4 x 4 1/4, .	\$0 25	8 x 10—4 1/4 x 6 1/2, 5 x 7, .	
5 x 8—3 1/4 x 4 1/4, 4 x 5, and		5 x 8, 6 1/2 x 8 1/2, .	\$0 35
4 1/4 x 5 1/2, .	30	10 x 12—8 x 10, .	55
6 1/2 x 8 1/2—4 x 5, 5 x 8, .		11 x 14—8 x 10, 10 x 12, .	60
4 1/4 x 6 1/2, 5 x 7, .	30	14 x 17—11 x 14, .	75

The Climax Tripod.

As shown by the cut, this tripod folds in three joints, making it much more convenient to carry than the ordinary two-jointed folding tripod. It resembles the Triplex tripod in length, but is not telescopic. The legs may be left permanently in the top when folded, and the other ends being fastened by a strap, a leather handle on one of the legs forms a convenient method of carrying it.

Price, \$3 50

Jointed Tripods.

No. 1, Anthony's Improved Folding Tripod, 6-in. circular top, \$2 25.

No. 2, Anthony's Improved Folding Tripod, 8-in. circular top, \$2 25.


No. 3, Jointed Tripod, folding iron top, adapted for large cameras, \$4 50.

No. 4, Telescopic Legs, adapted to Stereoscopic and 8 x 10 sizes, \$3 50.


No. 5, Telescopic Legs, adapted to 11 x 14 size, \$3 75.

No. 6, Large Tripod, with unjointed legs and 12-inch top, sufficiently strong for the heaviest view cameras, \$6 00.

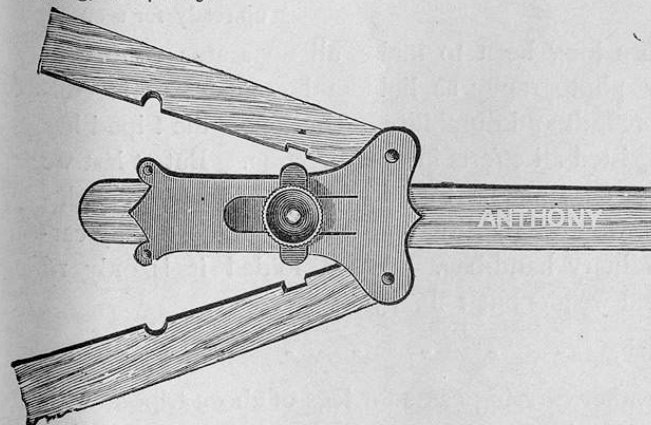
Nos. 1, 2, 4 and 5 have patent adjustment for preventing accidental displacement of legs from top.



Anthony's Patent Telescopic Folding, Nos. 4 and 5.



Anthony's Improved, Nos. 1 and 2.



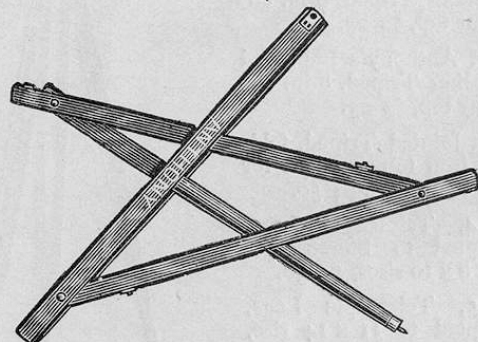
Showing Telescopic Folding Joint of Nos. 4 and 5.



Showing one Leg of Telescopic Folding Tripod folded.

The Fairy Tripod.


(PATENTED FEBRUARY 23, 1886.)



Showing one leg of Fairy Tripod partly folded.



Showing one leg of Fairy Tripod folded.



Showing Fairy Tripod set up ready for use.

Our aim has long been to make all apparatus connected with outdoor photography as light and compact as is consistent with strength and durability. Until now the tripod has successfully resisted all efforts in that direction. But at last we can offer to our customers a tripod which is a marvel of lightness, compactness and rigidity, and which can be readily carried in an ordinary hand-bag. When folded it is only 16 inches long and weighs but 1 lb. 15 oz.

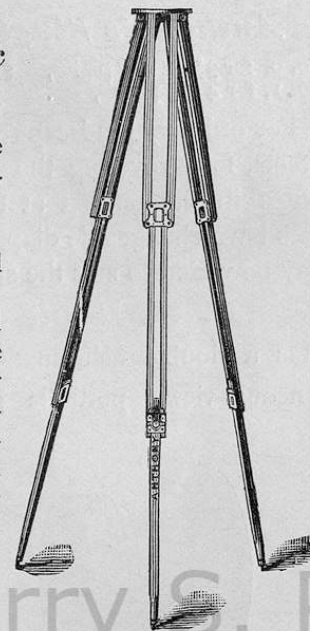
Price, each, - - - - - \$5 00

Fine sole leather carrying cases for legs of above tripod, with shoulder straps, each, \$2.50.

Anthony's Patent Triplex Tripod.

This is the finest finished in the market and perfectly rigid, combining both the folding and telescopic, besides which it occupies little space, and for transportation can be packed with clothing in a large grip-sack. It is made of cherry throughout, and has the patent springs on under side of top, by which it is impossible for the legs to become unfastened accidentally. When the leg is fully extended, it is held automatically by a spring, saving necessity of using thumb-screw for clamping same.

Price, . . . \$4 00

**E. A. Wide Angle Lens.**

This lens being of short focus and of wide angle, and made on the rectilinear principle, is a useful one for architectural photography, and is not equaled at the price by any in market. Those who cannot afford *the best*—the Dallmeyer—will find this an excellent substitute.

No. 2, 4 1/4 x 6 1/2 . . . \$17 50	No. 4, 10 x 12, . . . \$25 00
No. 3, 7 x 9 . . . 20 00	


Anthony's Single Combination Lenses.

No. 0, for $3\frac{1}{4} \times 4\frac{1}{4}$ plates, \$3 50 | No. 2, for $6\frac{1}{2} \times 8\frac{1}{2}$ plates, \$4 50
 No. 1, for 4×5 plates, 3 50 | No. 3, for 8×10 plates, 7 00

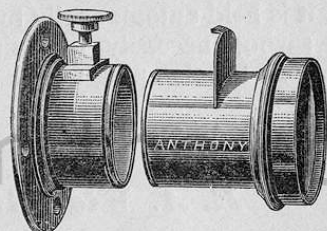
For ordinary landscape work these lenses give very brilliant effects, fully covering the plates specified. They are the best lenses in the market at the price. The $6\frac{1}{2} \times 8\frac{1}{2}$ and 8×10 sizes have changeable diaphragms, so that the time of exposure may be varied to suit the subject.

E. A. Rapid Lens (Hemispherical)

Has a double achromatic combination for making instantaneous views, portraits groups, etc. The lens should be



Lens ready for use.



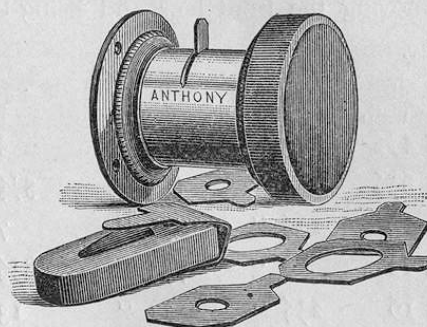
Showing how the central stops or diaphragms are inserted.

focussed with the full opening. Price, No. 1 Rapid Lens, for 4×5 pictures, \$15 00; No. 2, for 5×8 pictures, \$25 00; No. 3, for 8×10 pictures, \$35 00

The No. 1 can also be supplied in smaller mounting for use with Bijou Camera at same price.

The Remarkable Platyscope Lens.

The Remarkable Platyscope Lens, with central stops, is unequalled, at the price, for all kinds of outdoor work, groups, etc.



The Platyscope Lens.

A.	equiv. focus,	$6\frac{3}{8}$ in.,	size of view,	5×7 ,	each,	\$22 00
B.	"	$8\frac{1}{2}$ "	"	6×8 ,	"	30 00
C.	"	$11\frac{1}{2}$ "	"	8×10 ,	"	35 00
D.	"	$12\frac{1}{2}$ "	"	10×12 ,	"	42 00
E.	"	$15\frac{1}{2}$ "	"	11×14 ,	"	50 00
F.	"	$19\frac{1}{2}$ "	"	14×17 ,	"	68 00
G.	"	24 "	"	17×20 ,	"	100 00



Dallmeyer's Wide-angle Rectilinear Lenses.*

Dallmeyer's Wide-angle Rectilinear Lens, with rotating diaphragms, for views of buildings, etc., in confined situations, where very little distance can be had. An excellent landscape lens of about twice the focal length of the double combination is

* The apertures of all stops or diaphragms supplied with Dallmeyer's lenses (portraits, views and landscapes) are so arranged that, counting from the *largest* to the next size *smaller*, the time of exposure is *doubled*. Stops marked \times are exceptions to this rule, and require an exposure only *half as long* again as the *preceding larger* stop.

formed by removing the front lens, and using the back combination alone.

No.	Largest dimension of plate.	Dia. front combination.	Back focus.	Equivalent focus.	Price.
IAA	7 $\frac{1}{4}$ x 4 $\frac{1}{2}$	$\frac{7}{8}$ in.	3 $\frac{1}{2}$ in.	4 in.	\$37 00
IA	8 $\frac{1}{2}$ x 6 $\frac{1}{2}$	1 $\frac{1}{4}$ "	4 $\frac{5}{8}$ "	5 $\frac{1}{4}$ "	45 00
1	12 x 10	1 $\frac{1}{2}$ "	6 $\frac{1}{4}$ "	7 "	61 50
2	15 x 12	2 "	7 $\frac{1}{2}$ "	8 $\frac{1}{2}$ "	86 00
3	18 x 16	2 $\frac{1}{2}$ "	11 "	13 "	115 00
4	22 x 20	3 "	14 "	15 $\frac{1}{2}$ "	164 00



Dallmeyer's Rapid Rectilinear Lens.

Dallmeyer's Rapid Rectilinear Lens with central stops, for views of dimly lighted interiors, instantaneous out-door effects, groups, landscapes, architectural scenes, etc., etc. For the tourist, this is a truly valuable lens.

Size of view or landscape.	Size of group or portrait.	Diameter of lenses.	Back focus.	Equiv. focus.	Price, rigid set.
4 $\frac{1}{4}$ x 3 $\frac{1}{4}$ in.	3 $\frac{1}{4}$ x 3 $\frac{1}{4}$ in.	$\frac{5}{8}$ in.	3 $\frac{5}{8}$ in.	4 in.	\$31 00
5 x 4 "	4 $\frac{1}{4}$ x 3 $\frac{1}{4}$ "	1 "	5 $\frac{1}{2}$ "	6 "	37 00
6 x 5 "	5 x 4 "	1 $\frac{1}{4}$ "	7 $\frac{1}{2}$ "	8 $\frac{1}{4}$ "	45 00
8 $\frac{1}{2}$ x 6 $\frac{1}{2}$ "	6 x 5 "	1 $\frac{1}{2}$ "	10 $\frac{1}{4}$ "	11 "	57 50
10 x 8 "	8 $\frac{1}{2}$ x 6 $\frac{1}{2}$ "	1 $\frac{3}{4}$ "	12 $\frac{1}{4}$ "	13 "	74 00
12 x 10 "	10 x 8 "	2 "	15 "	16 "	90 00
15 x 12 "	12 x 10 "	2 $\frac{1}{2}$ "	18 "	19 $\frac{1}{2}$ "	123 00
18 x 16 "	15 x 12 "	3 "	23 "	24 $\frac{3}{4}$ "	164 00
22 x 20 "	18 x 16 "	3 $\frac{3}{4}$ "	28 "	30 $\frac{1}{2}$ "	222 00
25 x 21 "	22 x 20 "	4 "	31 "	33 $\frac{1}{2}$ "	262 00

4 x 5 furnished in matched pairs for stereo. work.

Developing Outfits for Making Negatives.

These outfits contain everything necessary for developing one dozen negatives, including trays, graduates, funnels, etc., that will last for years, and sufficient chemicals for making several dozen additional negatives.

4 x 5 Developing Outfit.—Tisdell Lamp; 1 dozen dry plates; 2 developing trays; Stanley's Concentrated Developer; hyposulphite of soda; bromide potass; alum; filtering paper; 2 funnels; 3 glass graduates; blue litmus paper; focusing cloth; scales and weights; bottle of negative varnish. Price, \$5.25.

4 $\frac{1}{4}$ x 6 $\frac{1}{2}$	Developing Outfit, as above,	.	\$6 25
5 x 8	" "	.	6 50
6 $\frac{1}{2}$ x 8 $\frac{1}{2}$	" "	.	8 00
8 x 10	" "	.	9 50

Printing Outfits.

These outfits include everything necessary for making and mounting two dozen prints from the negatives, and chemicals sufficient for several dozen more.

4 x 5 Printing Outfit.—2 dozen 4 x 5 sensitized albumen paper; blue litmus paper; chloride gold (A); bicarbonate of soda (B); acetate of soda (C); chloride of sodium (D); 1 pound hyposulphite soda; 1 printing-frame, 4 x 5; 1 4 x 5 japanned developing tray; half-ounce graduate; 1 5 x 7 porcelain tray (deep); 1 jar of paste; 1 one-inch paste brush; 1 glass pattern, 4 x 5; 1 Robinson straight trimmer; 24 sheets 6 $\frac{1}{2}$ x 8 $\frac{1}{2}$ cardboard. Price, \$4.75.

4 $\frac{1}{4}$ x 6 $\frac{1}{2}$	Printing Outfit, as above,	.	\$5 75
5 x 8	" "	.	6 00
6 $\frac{1}{2}$ x 8 $\frac{1}{2}$	" "	.	6 75
8 x 10	" "	.	7 75

Dry Plates.

We keep in stock the following brands of dry plates:
Stanley, Cramer, Carbutt, Seed and Harvard.

PRICES.

3 $\frac{1}{4}$ x 4 $\frac{1}{4}$,	\$0 45
4 x 5,	65
4 $\frac{1}{4}$ x 5 $\frac{1}{2}$,	75
4 $\frac{1}{4}$ x 6 $\frac{1}{2}$,	90
4 $\frac{3}{4}$ x 6 $\frac{1}{2}$,	1 00
5 x 7,	1 10
5 x 8,	1 25
6 $\frac{1}{2}$ x 8 $\frac{1}{2}$,	1 65
8 x 10,	2 40
10 x 12,	3 80
11 x 14,	5 00
14 x 17,	9 00
16 x 20,	12 50
17 x 20,	13 00
18 x 22,	15 50
20 x 24,	18 50

Special sizes to order.

The Tropical Dry Plates.

The Tropical plate is the most important discovery yet made in dry plate photography. It can be washed in water of any temperature without frilling or having the film affected in any way. By this means the hyposulphite of soda used in fixing is much more thoroughly and easily eliminated.

When fixed, the negative can be dried over a spirit lamp in a few minutes.

This removes the only remaining difficulties in dry plate photography, and makes them available in the hottest climates.

Until further notice the price of the Tropical plates, so long and favorably known to the trade, will be as follows:

3 $\frac{1}{4}$ x 4 $\frac{1}{4}$,	\$0 45	8 x 10,	\$2 40
4 x 5,	65	10 x 12,	3 80
4 $\frac{1}{4}$ x 5 $\frac{1}{2}$,	75	11 x 14,	5 00
4 $\frac{1}{4}$ x 6 $\frac{1}{2}$,	90	14 x 17,	9 00
4 $\frac{3}{4}$ x 6 $\frac{1}{2}$,	1 00	16 x 20,	12 50
5 x 7,	1 10	17 x 20,	13 00
5 x 8,	1 25	18 x 22,	15 50
6 $\frac{1}{2}$ x 8 $\frac{1}{2}$,	1 65	20 x 24,	18 50

Dry Plate Safety Box.

In outward appearance resembling an ordinary negative box, though not so deep; but within, instead of grooves, it has a close-fitting cover lined with black velvet, so as to guard the plates against any possible reflections. These of any size up to 8 x 10 may be removed from the original packages, that should always be opened in the dark room, and safely kept in this box until transferred to the plate holder.

Prices, 4 x 5, \$1; 5 x 8, \$1 25; 6 $\frac{1}{2}$ x 8 $\frac{1}{2}$ or 8 x 10, \$1 50

Cooper's Concentrated Developer.

This Developer never becomes muddy and can be used repeatedly with fine effect. It is sold ready mixed and only needs to be diluted with water.

Be sure that the
label bears the
trade mark



None other is
genuine.


Fifty 8 x 10 plates can be developed with one bottle of developer.

Price, per bottle, 50c.

Patent Pocket Pyro Scales.

CAPACITY, FROM ONE-HALF TO TWENTY GRAINS.

Can be Carried
in the
Vest Pocket.




Size when closed, $2\frac{3}{4}$ by $1\frac{1}{2}$ in.

NO WEIGHTS
TO LOSE.

Every Photographer Should Have One.

Always Ready
and
Convenient.



FOLDING SPATULA IN EACH BOX.

PRICE, EACH.
\$1.00.



PRICE LIST OF PHOTOGRAPHIC CHEMICALS

SOLD AND MANUFACTURED BY

E. & H. T. ANTHONY & CO.

[WARRANTED PURE AND OF FULL WEIGHT AND
MEASUREMENT.]

c. b. 11 signifies corked bottle, 11 cts.; g. s. b. 18 signifies glass stoppered bottle, 18 cts.

Acid, Acetic No. 8, in 1 lb. bottle, per lb.	\$0 18
“ “ by the 5 lb., in 1 bottle, per bottle	75
“ “ Glacial, g. s. b., 1 oz., 15 cents; 4 oz., 28 cents; 8 oz., 40 cents; per lb.	60
Boracic, per oz.	05
Carbolic, crystal, g. s. b., per oz.	18
Citric, c. b., per oz., 12 cents; per lb.	80
Formic, g. s. b., per oz.	25
Gallic, c. b., per oz.	20
Hydrobromic, g. s. b., per oz.	20
Muriatic, C. P., g. s. b., per lb.	45
Nitric, com., g. s. b., per 7 lb. bottle	20
“ “ “ per lb.	30
“ “ C. P. “ “ “	45
“ “ “ per oz., 12 cents; per $\frac{1}{2}$ lb.	30
Oxalic, c. b., per oz., 10 cents; per lb.	30
Pyrogallic, E. A., c. b., per oz.	40

Price List of Photographic Chemicals (Continued).

THE E. A. PYROGALLIC ACID

YOU CAN ALWAYS DEPEND UPON.

Recommended by
NEWTON, WARDLAW, COOPER and ROCHE, all of whom are
known to every Photographer.
THE STANLEY DRY PLATE CO. THE CARBUTT DRY PLATE CO.
THE CRAMER DRY PLATE CO. THE ST. LOUIS DRY PLATE CO.
And Many Others.

See that it has the E. A. Trade Mark.

Put up in 1 ounce bottles. | Put up in 8 ounce cans.
“ “ 4 “ cans. | “ “ 16 “ “
Put up in 5 pound cans.

ASK YOUR DEALER FOR IT.

Cooper's Concentrated Developer, which is found to work
so well on all kinds of plates, is compounded with the E. A.
Sublimed Pyro; also Anthony's Economical Developer and
Stanley's Concentrated Developer.



Acid, Sulphuric, C. P., g. s. b., 1 oz., 12 cents; 4 oz. bottle, 20 cents; per lb. bottle	\$0 45
Salicylic, per oz.	25
Sulphurous, bottle included, per lb.	40
Tartaric, bottle included, per lb.	80
Albumen, dry, per oz.	15
Alcohol, Atwood's, 95 per cent. c. b., per pint	50
Quart, 87 cents; $\frac{1}{2}$ gallon, \$1.68; gallon, \$3.00, no bottle.	
Alum, Powdered, per lb.	15
Chrome, per lb.	40
Ammonium, liq. conc., g. s. b., $\frac{1}{2}$ lb. bottle, 25 cents; lb. bottle, 35 cents; 4 lb. ..	95
Iodide, Anthony's C. P., per oz.	45
“ French, per oz.	90
Bromide, Anthony's C. P., bottle included, per oz., 20 cents; per lb.	85
“ French, per oz.	20
Bichromate, c. b., bottle included, per lb.	3 00
Carbonate, c. b., bottle included, per lb.	60
Chloride, c. b., bottle included, 1 oz., 10 cents; 8 oz., 30 cents; per lb.	45
Hydrosulphate, c. b., bottle included, per 5 lb.	2 60
Nitrate, fused, c. b., per oz., 10 cents; 1 lb. bottle	50
Sulphocyanide, c. b., bottle included, per oz.	25
Barium, Nitrate, c. b., bottle included, per oz., 10 cents; per lb.	55
Carbonate, c. b., “ “ 15 “ “	1 50
Chloride, c. b., “ “ 10 “ “	55
Benzole, extra quality, c. b., bottle included, per pint	70
Borax, per lb.	25
Bromine, packed in tin, g. s. b., bottle included, per oz.	25
Cadmium, Bromide, c. b., bottle included, per oz.	25
Bromide, French, c. b., bottle included, per oz.	45
Iodide, c. b., bottle included, per oz.	50
“ French, c. b., bottle included, per oz.	75
Chloride, c. b., bottle included, per oz.	50


Price List of Photographic Chemicals (Continued).

Calcium, Chloride, c. b., bottle included, per oz., 13 cents; per ½ lb. bottle	\$0 35
Iodide, g. s. b., bottle included, per oz.	45
Bromide, g. s. b., bottle included, per oz.	35
Chloroform, c. b., bottle included, 1 oz. bottle, 18 cents; per lb. bottle	1 50
Copper, sulph., C. P., c. b., bottle included, per lb.	55
Acetate, c. b., bottle included, per oz.	15
Chloride, c. b., bottle included, per oz.	15
Developer, H. T. A., per package of ¼ lb., 8 cents; ½ lb.	15
Cooper's Concentrated, for dry plates, per ½ lb. bottle	50
Anthony's Economical	40
Dermaline, to protect the hands, per bottle	25
Dextrine, bulk	12
Ether, sulph. conc., c. b., bottle included, per lb., 90 cents; 3 ½ lb.	3 00
Enameline, c. b., 6 oz.	62
Glycerine, C. P., c. b., bottle included, oz. 15 cents; per lb.	60
Gold, Chloride (liquid), 15 gr. bottles, per bottle	75
" and Sodium (dry)	45
Gum Arabic, Select, per lb.	90
Asphaltum, per lb.	20
Benzoin, per lb.	75
Camphor, per lb.	45
Damar, per lb.	35
Mastic, per lb.	2 25
Sandarac, per lb.	50
Shellac, bleached, per lb.	55
Tragacanth, per lb.	1 20
White Pine Turpentine, per lb.	20
Hydrokinone, per oz.	1 50
Iodine, resub., g. s. b., per oz.	38
Iridium, Potassic-chloride, per bottle of 15 grains	1 00
Iron, Sulphate, bulk, per lb.	06
" pure c. b., bottle included, per lb.	60
" and Ammonia, per lb.	15
Iodide, g. s. b., per oz.	40
Citrate and Ammonia, c. b., bottle included, per lb.	85
Lactate, c. b., per oz.	18
Perchloride, c. b., bottle included, per lb.	1 00
Kaolin, bulk, per lb.	10
Lead, Acetate C. P., c. b., bottle included, per oz., 12 cents; per lb.	55
Chloride, c. b., bottle included, per oz.	15
Nitrate, " " "	12
Lime, Carbonate, bulk, per lb.	15
Chloride, c. b., in boxes, per lb.	20
Lithium, Iodide, g. s. b., bottle included, per oz.	1 00
Bromide, g. s. b., bottle included, per oz.	40
Litmus Paper, blue and red, sheet 5 cents; per doz.	50
Magnesia, Nitrate, c. b., bottle included, 1 oz., 15 cents; per lb.	1 10


Price List of Photographic Chemicals (Continued).

Magnesium Powder, per oz.	\$0 50
Magnesium, Bromide, g. s. b., bottle included, per oz.	40
Chloride, g. s. b., bottle included, per oz.	15
Iodide, g. s. b., bottle included, per oz.	55
Calcined (oxide), per lb.	1 00
Manganese (black oxide), bulk per lb.	10
Mercury, Bichloride, c. b., bottle included, per oz.	12
4 oz., 25 cents; 8 ounces, 45 cents; 1 lb., 75 cents.	
Naphtha (wood), c. b., bottle included, per lb.	50
Oil Lavender, per 2 oz. bottle	30
Palladium, Sodio-chloride, c. b., 15 grains	1 00
Paraffine, per lb.	35
Potassium Bromide, bottle included, c. b., per oz., 10 cents; French, per oz.	25
Bicarbonate, bottle included, per lb.	50
Bichromate, C. P., c. b., bottle included, per lb.	90
" com., in paper per lb.	27
Carbonate, per lb.	28
Chlorate, bottle included, per lb.	40
Chloride, " " "	65
Cyanide, c. b., " ¼ lb. bottle, 25 cents; ½ lb. bottle, 35 cents; per lb.	65
Ferrocyanide (Yellow Prussiate), bottle included, per lb.	70
Ferricyanide (Red Prussiate), bottle included, per lb.	25
Iodide, c. b., bottle included, per oz., 30 cents; French, per oz.	60
Nitrate, c. b., bottle included, per lb.	35
Permanganate, c. b., bottle included, per oz.	15
Sulphuret, c. b., bottle included, ¼ lb., 15 cents; ½ lb., 20 cents; per lb.	35
Oxalate, per lb.	35
Sal Rochelle, bulk, per lb.	60
Silicon, per box	25
Silver, Nitrate, variable (about 85 cents per oz.)	15
Soap, Silicate, per cake	40
Castile, White, per lb.	50
Sodium, Acetate, c. b., bottle included, 1 oz., 12 cents; 4 oz., 20 cents; 8 oz., 35 cents; per lb.	12
Bicarbonate, per lb.	12
Bromide, c. b., bottle included, per oz.	10
Carbonate (crystal), per box, per lb.	10
Chloride, c. b., per oz.	10
Citrate, c. b., bottle included, 1 oz. bottle, 15 cts.; 3 oz. bottle, 35 cents; per lb.	1 00
Hypsulphite, 1 lb. box, per lb., 8 cents; 1 lb. bottle, per lb., 16 cents; kegs of 112 lbs., per lb.	04
Iodide, c. b., bottle included, per oz.	35
Nitrate, c. b., bottle included, per lb.	35
Soda, Phosphate, c. b., bottle included, per lb.	35
Sulphate, C. P., bottle included, per lb.	55
Sulphite, granular, c. b., bottle included, ½ lb. 30 cents; per lb.	54
Sulphite, crystal, E. A., bottle included, ½ lb., 18 cents; per lb.	30
Tungstate, c. b., bottle included, per oz.	20
Strontium, Chloride, c. b., bottle included, per oz.	10
Tannin, bottle included, per oz.	30
Uranium, Nitrate, g. s. b., bottle included, per oz.	90
Chloride, bottle included, per oz.	90
Sulphate, c. b., bottle included, per oz.	90
Wax, White, per lb.	1 20
Zinc, Bromide, g. s. b., bottle included, per oz.	25
Iodide, g. s. b., bottle included, per oz.	60



Anthony's Universal Finder.

Showing method of fastening Finder to Camera.



Showing Finder on Camera.

This is a neat, compact article, that can instantly be attached to any camera. It corresponds in shape to the ordinary negative. The ground side of the glass can be marked at will to denote position desired when taking instantaneous views.


Price, \$1 50

Anthony's Universal Easel.

For making enlargements, holding pictures for copying, either opaque or transparent. Will take from smallest size up to 25 x 30.

The board can be removed and folded into small space and the entire easel can be unbolted and rolled into a small bundle in a few minutes. It can be inclined forward or backward, and meets every want for an article of its kind.

Price, \$7 50

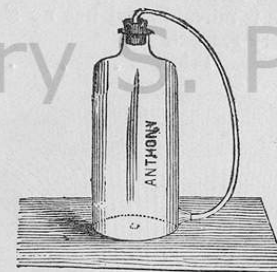
**Japanned Iron Developing Trays.**

For 4 x 5 plates, .	\$0 20	For 11 x 14 plates, .	\$0 75
" 5 x 8 " .	25	" 14 x 17 " .	1 00
" 6 1/2 x 8 1/2 " .	30	" 18 x 22 " .	2 00
" 8 x 10 " .	40	" 20 x 24 " .	2 50
" 10 x 12 " .	50		


Anthony's Developing Bottle.

This developing bottle is a great convenience to the amateur or professional photographer, and will soon save its cost in the quantity of developer economized.

Quarts 75 cents.

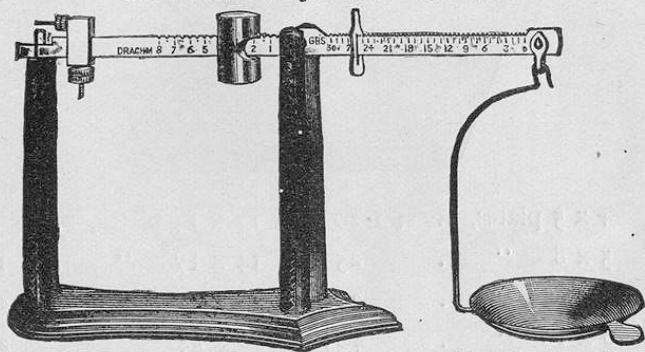
**Scales and Weights.**

These are made for weighing small quantities only—grains, scruples, and drams. With French weights they are equally useful for weighing grams, etc. Price, in wooden box, with a set of apothecaries' weights, 75 cts.



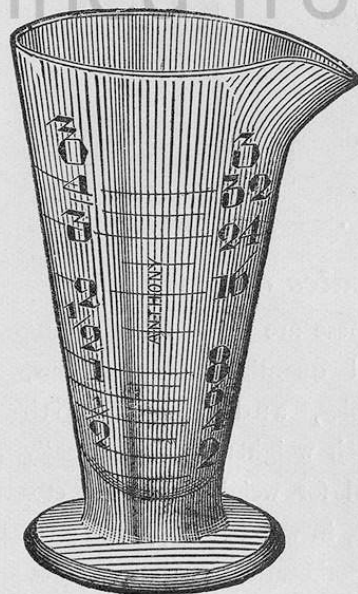
New Patent Dispensing Scale.

NO WEIGHTS. QUICKLY ADJUSTED.



This, we believe, will fill a long felt want. It has a 9-inch nickel-plated beam, neatly mounted on a japanned iron standard. The front end of the beam weighs from one to thirty grains, the other end weighing from one-half to eight drams, or one ounce, and is very accurate. The pan is movable and has no side bar to interfere. We guarantee them in every respect.

Price, \$5 00

**Anthony's Superior
Molded Graduates.**Warranted Accurate.
PRICES.

Minim, each,	\$0 20
2 dram, "	25
1/2-ounce, "	20
1 " "	20
2 " "	20
3 " "	25
4 " "	30
6 " "	35
8 " "	45
12 " "	60
16 " "	75
24 " "	1 00
32 " "	1 25

Funnels.

	Glass	Agate Ware
1/4 Pint, each,	\$0 10	\$0 25
1/2 " "	12	30
Pint, "	15	35
Quart, "	20	50


Patent Metallic Protecting Cases.*With Ground Stopple Bottle and Graduated Tumbler for Chemical Solutions.*

These contrivances are a great convenience to either Amateur or Professional Photographers who wish to carry solutions of developer, etc., in their travels without possibility of breakage or leakage.

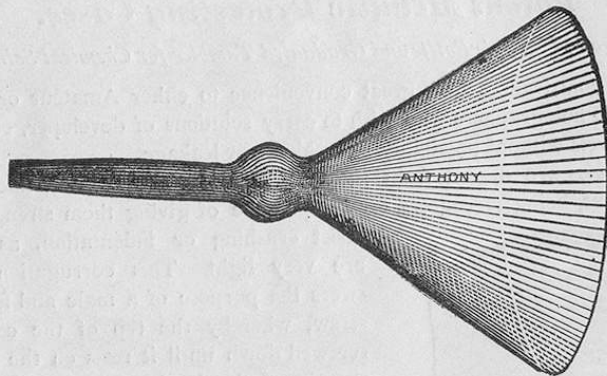
The cases are drawn from solid metal and made of even thickness throughout, being corrugated for the purpose of giving them strength to

resist crushing or indentation, as they are very light. This corrugation answers the purpose of a male and female screw, whereby the top of the case is screwed down until it rests on the glass stopple of the bottle and thus keeps it tightly in its place and prevents the bottle from rattling about in the case. The cut shows the case as it appears when open, indicating the style and position of the graduated tumbler which is furnished with the three last sizes.

They are nickel finished and are very attractive in appearance.




- No. 1. Diameter, 1 5/8 in.; length, 3 1/2 in.; weight, 4 1/2 oz., furnished with 1 oz. bottle, each \$0 50
- No. 3A. Diameter, 2 in.; length, 5 1/2 in.; weight, 7 3/4 oz., furnished with 4 oz. bottle, with tumbler, making 1/4 pint flask, each 85
- No. 4A. Diameter, 2 1/2 in.; length, 7 in.; weight, 14 oz., furnished with 8 oz. bottle, with tumbler, making 1/2 pint flask, each 1 10
- No. 13A. Diameter, 2 7/8 in.; length, 6 in.; weight, 17 oz., furnished with 8 oz. bottle, with tumbler, making 1/2 pint flask, each 1 20

Anthony's Combined Funnel and Filter.

In this combination of funnel and filter the bulb retains the filtering cotton in such a manner as to obviate the difficulty experienced in the ordinary funnel from the cotton being compressed too tightly. A glance at the cut will readily explain its advantages.

Pints, each, . . . 50c. | Quarts, . . . 62c. | Half Gallon, . . . \$1 00

Anthony's Climax Dark Room Lantern.
(PATENTED.)


It has three large illuminating surfaces and reflector. The glass is of the correct non-actinic hue, and outside of it are extra sashes, in which additional lights of any desired tint may be slid. It is perfectly safe, and by all odds the most comfortable kerosene lantern to work by yet seen.

The price is \$2 00.

Anthony's Helios Dark Room Lantern.

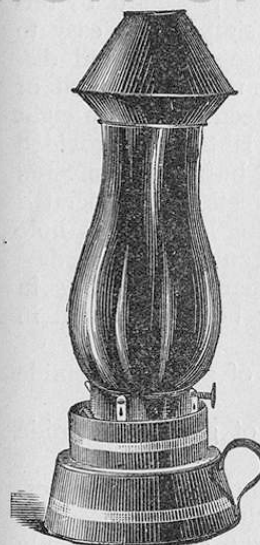
This is a new lantern for the dark room for those who desire more light than can be had from the ruby lamp. This lantern or lamp will be found to be all that can be desired. The draught is as perfect as can be. It has a glass $6\frac{1}{2} \times 8\frac{1}{2}$ inches, with a burner capable of great volume of light when desired. It is intended to fill a want long expressed by many, for a good dark room lantern at a reasonable price.

Price, . . . \$4 00

**Oil Lamp with Ruby Chimney.**


The accompanying cut represents the new oil lamp for use in developing gelatino-bromide plates. It is expressly made for the purpose, and is intended for use with kerosene oil. The chimney is of ruby colored glass of the proper and most desirable tint, and surmounted with a movable top to intercept the upward radiation of the light of the lamp.

Price, . . . \$1 50 each.



Carbutt's Multum in Parvo Lantern.

PATENTED APRIL 25, 1882.



Lantern arranged for making positives by contact.

The following are some of the advantages possessed by this Lantern: It saves your eyesight. It is simple and easy to manage, nothing complicated, yet has three separate and distinct forms of light. It is adapted for the use of either oil or gas; is about nine inches square by fourteen high, with eight by ten deep ruby glass in front. Each lantern is provided with a coal-oil lamp, with improved patent burner and silvered reflector, which may be revolved in any direction and operated from the outside. By removing the revolving lamp bed, a hole will be found through which a gas burner can be introduced.

It can be used for seven or more different operations in photography, several of which have never been combined in any one lantern, to wit:


First.—A safe light for the preparation of gelatino-bromide emulsion.

Second.—A safe light for the coating of gelatino-bromide plates.

Third.—A safe light for developing the most sensitive plates, while for preparing developer or doing other work the room can be instantly flooded with white light and as quickly

Carbutt's Multum in Parvo Lantern (Continued).

changed to the red, giving abundance of light by which to develop the largest sized plates used. The adjustable hood effectually shields the eyes from the glare of the red light, a matter of the greatest importance to those having a large number of negatives to develop, or other work to perform necessitating red light.



Lantern arranged for developing, and after fixing, examining negatives by opal light.


Fourth.—An opal light by which to examine negatives or positives after fixing, enabling the operator to judge of their quality, thereby avoiding the necessity of leaving the dark room in search of white light.

Fifth.—A clear transparent light for making positives on glass (gelatino-bromide). This feature is a valuable one; any photographer can materially add to his revenue by making these most beautiful products.

Sixth.—The making of enlarged negatives from gelatine positives, placed in front of opal light.

Seventh.—The making of photo-micrographs with the clear, transparent light, which can readily be accomplished with the gelatino-bromide plate and the microscope.

Eighth.—By the adjustment of condensers and holder for slides and objective in front of the clear light, a very effective magic lantern is formed. Price \$6, boxed ready for shipment.

The Tisdell Candle Ruby Light.

The accompanying cut represents the Tisdell Candle Ruby Light for developing the most sensitive Gelatine Dry Plates. Even the Stanley Dry Plates may be developed with perfect safety by its light. One-half of a common sperm candle is the fuel required, consequently there is

No danger of an explosion.


No breaking of ruby chimney from over-heating.

No oil to spill while traveling.

No disagreeable smell while at work in the dark room, and
No possibility of smoke.

The lamp is always ready for use and nothing to get out of order. Its manipulation is extremely simple. A single glance at the lamp while open is sufficient to explain the method of its use to a perfect stranger. It is without exception the most perfect and *petite* construction in the shape of a ruby developing lamp ever introduced in the photographic market. Its outside measurement when packed for transportation is only $6\frac{3}{4} \times 2\frac{1}{2}$ inches, and its weight only twelve ounces.

Price, complete.....\$1 35

The H. W. G. Candle Light.

OPEN FOR USE.

CLOSED.


The framework about this candle is covered with both orange and ruby fabric, the combination making a safe and efficient light for the dark room and one which is agreeable to the eyes. It has no glass to break.


Price, \$2 00

Gas Burner with Ruby Chimney.

By the annexed wood-cut it will be seen that the patent argand burner has been so modified as to intercept the downward radiation of the light of the lamp; protection above is provided in the same manner as with the oil lamp. The chimneys of both gas and oil lamps, it should be particularly remembered, are not made of the ordinary ruby glass, but what is known in the trade as copper-flashed.

Price of the ruby gas burner and chimney,
\$2 50.





Anthony's Dry Plate Lantern

has separable parts, and all are easily and quickly adjusted. There are no hinges to become dislocated nor arm-holes to break. It is easily lighted and extinguished; it requires but little care to keep clean; it can never get out of order; it takes but little oil; and it affords a good light. Price, \$1 50.

The "Hadden" Shutter. (Patented.)

FOR INSTANTANEOUS OR TIME EXPOSURES.

This shutter is made of metal, with hard rubber face and disks. The latter are propelled by levers connecting them with the revolving plate, this plate being actuated by means of a lever and cord.


To Operate the Shutter.—For instantaneous work push the lever A to the right (as shown in the cut). Revolve the nut C until the aperture is full, when the focus can be obtained. Revolve it further until it catches, and pull out the slide D as far as it will go; then press the bulb and the operation is effected. For time exposures push in the slide D to slacken the speed, push the lever A to the left, press the bulb and release the pressure. The shutter will remain open until the bulb is again pressed, when it closes instantly.

The shutter is attached to the front of the lens by means of a collar.



They will be kept in stock of two sizes, aperture of $1\frac{1}{4}$ and $1\frac{3}{4}$ inches.

Collars will be fitted to any of the regular makes of lenses in market.

Price, each, . . \$12 00



Anthony's Climax Shutter.




Just the thing for amateur photographers. Perfect in operation and extremely simple in construction, having no complicated mechanism that can easily be put out of order. Suited for instantaneous and time work, and gives entire satisfaction in both. The shutter is attached to the lens tube by means of a metal collar, that is provided with a binding screw to hold it firmly in place. The shutter consists of a wooden casing, with facing of hard rubber, inside of which is a hard rubber slide, having an aperture corresponding in size to the aperture in the casing. This slide runs very easily in the grooves in wooden casing, and admits of a very rapid exposure when the shutter is set at full speed. The shutter is set by turning (towards the right) the milled screw at the left hand side of back. The speed can be regulated at will by drawing out or pushing in the brass pull, seen in the cut, at lower left hand side of shutter, a binding screw at the left serving to hold this pull at any desired distance, thus perfectly regulating the speed.

For time exposures the shutter should be set at slow speed, and the little brass piece on top of shutter at the left hand side (see cut), so adjusted as to allow the long arm of the trigger to reach down as far as it will go, thereby engaging with the lower pin on the slide at the moment when the openings in slide and wooden casing coincide. The shutter will remain open until the pressure on the bulb is released, when it will close instantly.

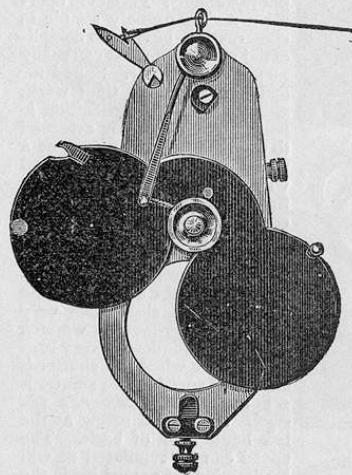
Size.	Apert. of Shutter.	Price.	Size.	Apert. of Shutter.	Price.
No. 1.	1 inch.	\$4 00	No. 3.	$1\frac{1}{2}$ inch.	\$4 50
" 2.	$1\frac{1}{4}$ "	4 25	" 4.	$1\frac{3}{4}$ "	4 75

Collars furnished to fit all standard lenses without extra charge.



Anthony's Instantaneous Drop

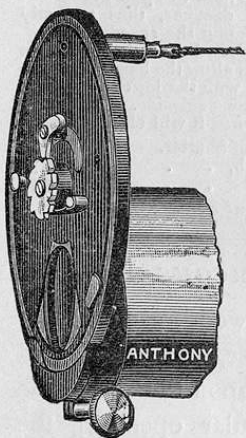
Consists of two thin pieces of wood, each having a hole cut in it of the same size, and so arranged that when one piece is placed upon the end of the tube (which fits into the circular opening), the other piece can be made to slide up and down directly against it. Prices for 4 x 5, \$1 25; 5 x 8 and $6\frac{1}{2}$ x $8\frac{1}{2}$, \$1 50. Larger sizes to order.

Prosch's "Eclipse" Shutter.

The well-merited popularity of this instantaneous view shutter is attested by its use, the country over, by the best expert professional and amateur photographers.

SIZES AND PRICES.

	In. diam.	
No. 0, for hoods up to $1\frac{3}{8}$		\$7 00
" 1, " $1\frac{7}{8}$		7 00
" 2, " $2\frac{3}{8}$		7 50
" 3, " $2\frac{7}{8}$		8 00
" 4, " $3\frac{3}{8}$		8 75
Combination hair trigger and pneumatic release,		1 25

The Grunow Shutter,

with pneumatic release, consists of a circular plate with a rim around its border, the object of which is to exclude all light from entering between it and the revolving disk, which can be set or adjusted at will to revolve at any required velocity by means of a strong watch spring wound about a ratchet-wheel, which is mounted on a pivot and held at any tension by means of a pawl.

The disk may also be set or held to give a clear opening to enable the operator to focus while the shutter is attached to lens.

The shutter may also be turned and set to any position to give more or less ground or sky exposure.

On the back surface of all shutters is attached a binding collar with clamping screw, to hold it firmly to lens mounting without injuring it.

When ordering, please state the aperture of lens and the exact diameter and length of rim over which the collar is to fit.

Size.	Apert. of Shutter.	Price.	Size.	Apert. of Shutter.	Price.
No. 1.	1 inch - - -	\$4 50	No. 3.	$1\frac{1}{2}$ inch - - -	\$5 50
" 2.	$1\frac{1}{4}$ " - - -	4 50	" 4.	$1\frac{3}{4}$ " - - -	5 50

These Shutters are furnished with Collars to fit all Standard Lenses.

Cyrus Prosch's Duplex Shutter.


A PERFECT TIME AND INSTANTANEOUS SHUTTER.

This shutter is now so well known that an extended description here is hardly required. When shutter is received by purchaser, he transfers the glasses from his regular lens tube to correctly adapted tubes on the shutter, which are also arranged to receive regular diaphragms. Rotary diaphragms are added to shutter when ordered.

DUPLEX ENLARGED REVISED LIST.

Numbers....	00	0	0A	1	1A	2	2A	3	3A	4	4A	5	6
Openings, in.	$\frac{8}{8}$	$\frac{7}{8}$	1	$1\frac{1}{8}$	$1\frac{3}{8}$	$1\frac{5}{8}$	$1\frac{7}{8}$	$1\frac{9}{8}$	2	$2\frac{1}{8}$	$2\frac{3}{8}$	3	$3\frac{1}{8}$
Prices.....	\$11.50,	12,	12.50,	13,	13.50,	14,	14.50,	16,	19	20	21	22,	24

Rotary stops to shutters up to and including No. 1, \$1.50 to No. 2A, \$2. An additional pneumatic attachment may be added at same extra prices as for rotary stops, by which silent time and very slow to quite rapid instantaneous exposures can be made without having to reset the shutter for each exposure.




Opening in shutter should be about the size of next to largest diaphragm. Shutters can be furnished complete for most standard lenses, but it is to customer's interest to forward his lens tube to insure a perfect fit, which is returned to him intact, with complete shutter.

The Duplex can be operated, either time or instantaneous, as easily from a considerable distance as when close by.

Anthony's Climax Detective Camera.

Patented Nov. 11, 1884. Sep. 14, 1886. March 22, 1887. March 29, 1887.



The above cut shows the latest improvement in detective cameras, the result of our long experience in their manufacture, we having been the first to introduce this class of cameras. All of its working parts are on the left hand side and the shutter may be set and released, and its speed regulated, from the outside without opening the camera, which can, if desired, be inserted in our patent satchel, thus transforming it into a satchel camera. By a convenient arrangement the door C may be opened and diaphragms changed without removing the shutter. Lenses of different focal length may be readily adapted (within reasonable limits) to it without altering the camera itself. A removable rear compartment containing five extra plate holders may be attached, this compartment serving also in place of a focusing cloth, when the plate holders and rear partitions have been removed, an advantage not possessed by any other style of detective camera. It is made in only one size, namely 4 x 5.

PRICES.


	Instantaneous Landscape Lens.	R. R. Hemispherical Lens.	Dallmeyer R. R. Lens.
Climax Detective Mahogany Camera, with 4 x 5 Dry Plate Holder complete.....	A \$25 00	B \$41 00	C \$63 00
Or, if covered with Black Grained Leather and with Metal Work Oxidized Black.....	D 29 00	E 45 00	F 67 00
With Removable Rear Compartment of Mahogany, containing 5 extra Double Dry Plate Holders	G 40 00	H 56 00	I 78 00
Or, covered with Leather as above.....	K 45 00	L 61 00	M 83 00

Satchel Climax Detective Cameras will cost, in addition to above:

In Genuine Alligator.....	Extra, \$15 00
In Imitation Alligator, Grained Leather.....	" 10 00

Anthony's Patent Satchel Detective Camera.


In outward appearance, and to the ordinary observer, this latest modification of the Detective Camera looks exactly like an alligator hand-satchel that is carried by a shoulder-strap at the side of the pedestrian. Upon closer observation, one sees that it



consists of an artfully-concealed detective camera, in which all the various movements to secure a picture are situated upon the under side. For use, the camera is held so that the base of the satchel rests against the body of the operator. By means of a brass pull at the side the shutter is set. A plate in the regular holder is placed in position at the back of the camera, and the slide is drawn ready for exposure. The release of a short catch exposes the front of the shutter ready for action, and by raising a small leather-covered lid the little camera obscura called the finder on the (now) upper side of the camera, shows the position that the object will occupy on the plate. The slightest touch upon a small brass button releases the shutter, and the exposure is made. Replacing the slide in the plate holder, reversing


the holder, and setting the shutter again leaves the apparatus in readiness for another shot, when the plate-holder slide is withdrawn as before.

By releasing a spring bolt on the under side of the case the camera proper can be removed from its cover, and a tripod screw serves to attach the camera to a tripod for ordinary use.



Anthony's Patent Satchel Detective Camera (Continued).

This last form of the detective camera allows the operator to carry with him twelve plates in the interior of the apparatus, and so carefully packed away that no light can strike them. It is also furnished with an ingenious attachment by which the speed of the shutter can be regulated to suit the speed of the object, moving with greater or less velocity; while, by simply releasing a catch, time exposures can be made at the will of the operator. In fact the whole affair is the latest achievement in ingenious and compact light photographic apparatus.



Camera showing the detachment of Satchel.


FOR PLATE SIZE 4 X 5 INCHES.

		Instantaneous Landscape Lens	Fitted with R. R. Hemispherical Lens.	Dallmeyer R. R. Lens.
In Imitation Alligator or Grained Leather, with one Patent Double Dry Plate Holder	N	\$35 00	O \$51 00	P \$73 00
In Genuine Alligator, with one Patent Double Dry Plate Holder	R	40 00	S 56 00	T 78 00
In Imitation Alligator or Grained Leather, with Removable Rear Compartment containing five extra Patent Double Dry Plate Holders (six in all)....	U	50 00	V 66 00	W 88 00
In Genuine Alligator, with Removable Rear Compartment containing five extra Patent Double Dry Plate Holders (six in all)	X	55 00	Y 71 00	Z 93 00

LARGER SIZES MADE TO ORDER.

Schmid's Patent Detective Camera.

(PATENTED JAN. 2, 1883.)



THE LEATHER-COVERED DETECTIVE CAMERA.

This camera is focused for objects at various measured distances, and the points are marked upon the index shown in the cut at the side of the box, the pointer of the index serving to act upon gear-work to bring the camera in adjustment for any given distance.

After this the ground glass may be entirely dispensed with, as it is then only necessary to estimate the distance of the object to be photographed and move the focusing lever to the mark corresponding to that distance, when the camera will obviously be in focus.

The small lens in the upper left hand corner serves to throw the picture on a piece of ground glass on the top of the camera, thus showing the position of the image on the plate. When the picture appears in proper position on this ground glass, it is only necessary to touch the button on the right of the camera and the exposure of the plate is instantly made, its development being afterward accomplished in the ordinary manner.

The slide is then replaced in the plate holder, which, being reversed, the shutter reset, and the other slide drawn out, everything is ready for the next shot.

Prices, complete, including camera, lens, shutter, and one double dry plate holder, are as follows:

$3\frac{1}{4} \times 4\frac{1}{4}$,	\$55 00	5×8 ,	\$117 50
4×5 ,	60 00	$6\frac{1}{2} \times 8\frac{1}{2}$,	125 00
$4\frac{1}{4} \times 6\frac{1}{2}$,	90 00	8×10 ,	160 00

$3\frac{1}{4} \times 4\frac{1}{4}$ and 4×5 , covered with leather, \$2.50 extra.

Fitted with Dallmeyer Rapid Rectilinear Lens, prices are:

$3\frac{1}{4} \times 4\frac{1}{4}$,	\$77 00	5×8 ,	\$140 00
4×5 ,	82 00	$6\frac{1}{2} \times 8\frac{1}{2}$,	147 50
$4\frac{1}{4} \times 6\frac{1}{2}$,	105 00	8×10 ,	192 00

Sizes above 4×5 are made to order only.

Additional double dry plate holders, for $3\frac{1}{4} \times 4\frac{1}{4}$ plates, each, \$2 00

Additional double dry plate holders for 4×5 plates, each, 2 25

Glass Stirring Rods.

8 inch, each, . .	\$0 10	15 inch, each, . .	\$0 20
12 " " . .	15	18 " " . .	25

Both ends are glaze finished.


Porcelain Developing Trays.

(The dimensions given are for inside the bottom of the tray.)

	Shallow.	Deep.		Shallow.	Deep.
5×7 ,	\$0 44	\$0 62	8×10 ,	\$0 82	\$1 00
$5\frac{1}{2} \times 8\frac{1}{2}$,	60	75	10×12 ,	1 32	1 66
7×9 ,	66	82			

Fairy Printing Frames.

(PATENTED DEC. 8, 1885.)



Combining strength, rigidity and lightness, and so constructed that the springs lock into the eyes or catches on the sides, rendering it impossible for them to slip from position. They are handsomely finished, and much lighter and more compact than any other style.

Prices as follows:

$3\frac{1}{4} \times 4\frac{1}{4}$, each	45c.	5×7 , each	60c.
4×5 , "	45c.	5×8 , "	60c.
$4\frac{1}{4} \times 5\frac{1}{2}$, "	45c.	$6\frac{1}{2} \times 8\frac{1}{2}$, "	65c.
$4\frac{1}{4} \times 6\frac{1}{2}$, "	55c.	8×10 , "	75c.

No larger sizes made of this style.


Anthony's New Varnish for Gelatine Dry Plate Negatives.

Full directions for use on each bottle.

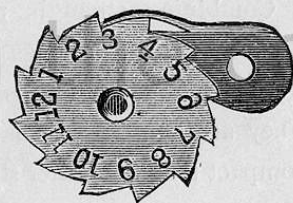
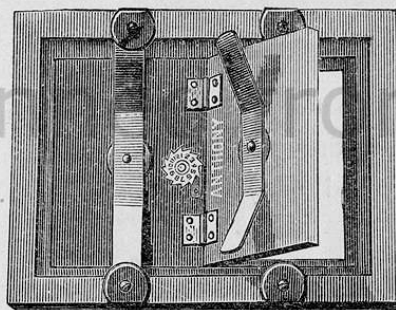
Price, per 6 oz. bot., \$0 40; pint, \$1 00; quart, \$1 90.

Ebonite Tray.

It is easily kept clean, and has a polished surface of high finish. Two slightly raised ridges on the bottom prevent the plate from adhering to the tray.



No. 1, for $3\frac{1}{4} \times 4\frac{1}{4}$ size	\$.24
" 2, $\frac{1}{2}$ and 4×5 size	.28
" 3, $4\frac{1}{4} \times 6\frac{1}{2}$ size	.40
" 4, 5×7 and 5×8 size	.56
" 5, $6\frac{1}{2} \times 8\frac{1}{2}$ size	.72
" 6, 8×10 size	1.08
" 7, 10×12 size	1.56
" 8, 11×14 size	2.40

Improved Printing Frames.

Our printing frames are now provided, in all sizes, with the new tally without addition to price. As will be seen from the cut, the numerical wheel is revolved, being held firmly in position by a spring. These printing frames are made of cherry, with superior brass springs, constructed on the most scientific principles. The springs are riveted to the backs, and a brass washer is placed under the spring to prevent abrasion of the wood in turning it.

FOR PLATES.

$3\frac{1}{4} \times 4\frac{1}{4}$	\$.36
4×5	.38
$4\frac{1}{4} \times 5\frac{1}{2}$.40
$4\frac{1}{4} \times 6\frac{1}{2}$.42

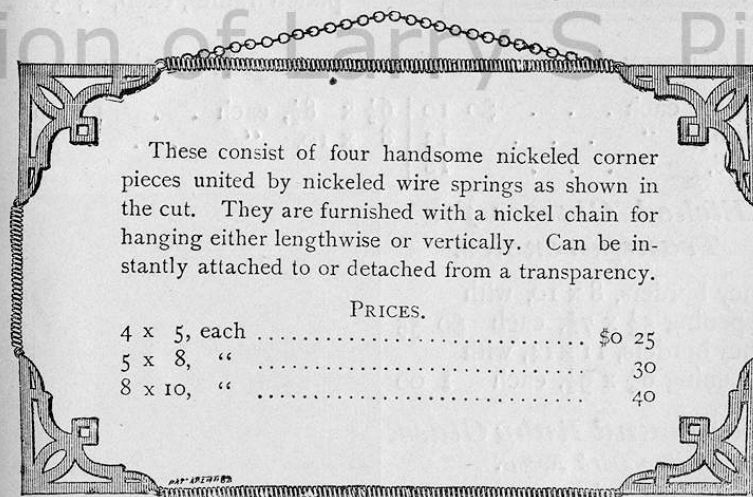
FOR PLATES.

5×7	\$.50
5×8	.52
$6\frac{1}{2} \times 8\frac{1}{2}$.60
8×10	.75

Anthony's New Transparency Dry Plates.

For lantern slide, window transparencies, micro-enlargements, contact printing, duplicating negatives, and line work for photo-engraving. They work in half the time of the old collodion plates and require no intensifying. Send for circular and read what is said of them. Price per dozen:

$3\frac{1}{4} \times 4$ thin crystal	\$.55	$6\frac{1}{2} \times 8\frac{1}{2}$	\$1.65
$3\frac{1}{4} \times 4\frac{1}{4}$.45	8×10	2.40
4×5	.65	10×12	3.80
$4\frac{1}{4} \times 5\frac{1}{2}$.75	11×14	5.00
$4\frac{1}{4} \times 6\frac{1}{2}$.90	14×17	9.00
$4\frac{1}{4} \times 6\frac{1}{2}$	1.00	16×20	12.50
5×7	1.10	17×20	13.00
$5\frac{1}{2} \times 7$	1.25	18×22	15.50
5×8	1.25	20×24	18.50

Patent Flexible Transparency Frames.

These consist of four handsome nickeled corner pieces united by nickeled wire springs as shown in the cut. They are furnished with a nickel chain for hanging either lengthwise or vertically. Can be instantly attached to or detached from a transparency.


PRICES.

4×5 , each	\$.25
5×8 , "	.30
8×10 , "	.40

Patent Transparency Frames.

These are made with one side removable, enabling the transparency to slide into the frame easily and without danger

of breaking. They are also made to hang either vertically or horizontally.



4 x 5, each	\$0 28
5 x 8, "	34
6½ x 8½, "	38
8 x 10, "	48
10 x 12, "	75
11 x 14, "	90

Carbon Transparencies.

A choice selection of attractive subjects from steel-plate engravings

8 x 10, in patent nickel-plated frames, each,	\$2 00
11 x 14, in patent nickel-plated frames, each,	3 50

Ground Glasses for Transparencies.

4 x 5, each	\$0 10	6½ x 8½, each	\$0 26
4½ x 6½, "	13	8 x 10, "	32
5 x 8, "	18		


Etched Glasses for Transparencies.

Fancy borders, 8 x 10, with opening 5½ x 7½, each	\$0 55
Fancy borders, 11 x 14, with opening 6½ x 9½, each	1 00

Orange and Ruby Glass.

For Dark Rooms.

8 x 10, per light	\$0 30
10 x 12, "	50
11 x 14, "	55
13 x 16, "	70
12 x 20, "	80



Anthony's Patent Reliable Bromide Paper

FOR CONTACT PRINTING AND ENLARGEMENTS.

Requires neither Toning nor Sunlight.

This paper being prepared with the same substance as used on the gelatine dry plates, it requires no other chemicals for its development than the ferrous oxalate developer employed in the development of the negative, which is a great convenience in traveling. It must consequently always be used in a room free from actinic light.

CUT SHEETS.

Size.	Per doz.	Size.	Per doz.
3¼ x 4¼	\$0 20	11 x 14	\$2 40
4 x 5	32	12 x 15	2 68
4¼ x 5½	40	14 x 17	3 60
4½ x 6½	44	16 x 20	4 80
4¾ x 6¾	48	17 x 20	5 12
5 x 7	52	18 x 22	6 00
5 x 7½	56	20 x 24	7 20
5 x 8	60	22 x 27	9 00
6½ x 8½	88	25 x 30	11 20
8 x 10	1 20	24 x 36	12 80
10 x 12	1 80	30 x 40	18 00
10 x 14	2 12		

OTHER SIZES IN PROPORTION.

Less than one dozen of sizes above 8 x 10 will only be packed at an extra charge of 25 cents.

ROLLS.

OF NOT LESS THAN TEN YARDS.

<i>Per yard.</i>		<i>Per yard.</i>	
10 inches wide	\$0 45	20 inches wide	\$0 90
11 " "	50	22 " "	1 00
12 " "	55	24 " "	1 08
14 " "	64	25 " "	1 12
16 " "	72	20 " "	1 35
18 " "	80	31 " "	1 40

EXTRA LARGE SIZES.

	Per yard.		Per yard.
33 inches wide	\$1 48	37 inches wide	\$1 67
35 " 	1 57	41 " 	1 84

These sizes are larger than anything that has ever before been attempted. ANTHONY'S PATENT RELIABLE PAPER is coated by the most perfect and largest machinery ever designed for the purpose, and is warranted uniform in quality and capable of producing the most beautiful results photographically.

The grades are H. G., heavy grained H. S., heavy smooth; L. S., light smooth, all at one price.

Anthony's Extra Glossy Ready Sensitized Albumen Paper.

This paper was expressly manufactured for and introduced by us to give to those who have not the skill, time, inclination or appliances to sensitize photographic paper preparatory to printing, an article of the finest quality and of uniform sensitiveness.

3 1/4 x 4 1/4 inches,	in light-tight boxes of 2 dozen,	per box,	\$0 25
4 x 5 "	" " " 2 "	" "	40
4 1/4 x 6 1/2 "	" " " 2 "	" "	50
5 x 7 "	" " " 2 "	" "	70
5 x 8 "	" " " 2 "	" "	75
6 1/2 x 8 1/2 "	" " " 2 "	" "	1 00
8 x 10 "	" " " 2 "	" "	1 50
18 x 22 "	per sheet, 25 cents;	per doz.,	3 00

To save loss, boxes are not broken.

E. A. Ferro-prussiate Paper, for Making Blue and White Pictures.

This requires no chemicals in its development. It is merely printed for about ten minutes in the sunlight and then washed thoroughly in clean water.

This paper is extremely simple in its manipulation, and therefore very convenient for making proofs from negatives. It is also adapted for the reproduction of Mottoes, Plans, Drawings, Manuscript, Circulars, and to show representations of Scenery, Boats, Machinery, etc., for an engraver to copy from. The rapidity with which a print can be made with this paper is, for numerous purposes, and to men in some occupations, a very great recommendation in its favor.

3 1/4 x 4 1/4 in.,	in light-tight boxes of 2 doz.,	per box,	\$0 16
4 x 5 "	" " " 2 "	" "	20
4 1/4 x 6 1/2 "	" " " 2 "	" "	30
5 x 7 "	" " " 2 "	" "	35
5 x 8 "	" " " 2 "	" "	40
6 1/2 x 8 1/2 "	" " " 2 "	" "	56
8 x 10 "	" " " 2 "	" "	68
18 x 22 "	per sheet, 18 cents;	per doz.,	1 50

To save loss, boxes are not broken. In full rolls of 10 yards: each, 30 inches wide, \$2.40 per roll.


Negative Boxes.

For storing negatives. They are smoothly made, with grooves each side, and have nicely rounded corners. Prices, holding 24 plates, each, 4 x 5, 65 cents; 5 x 8, 85 cents; 6 1/2 x 8 1/2, 95 cents; 8 x 10, \$1 10.

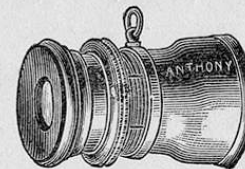


Anthony's Folding Negative Rack.

Anthony's Folding Negative Rack, for holding plates while drying; when not in use it can be folded and hung on a nail. Price, 50 cents each.



E. A. Compound Focussing Glass.



For fine work the E. A. compound focussing glass is the best. It has a double compound lens. The price is \$2 50.

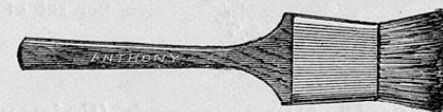
Amateurs' Card Stock.

Card Mounts, size $2\frac{1}{2} \times 4\frac{1}{8}$.	<i>Per 100.</i>
No. 42, round corners, plain edges, primrose or pearl,	\$0 40
" 43, " gold beveled-edge, light and dark shades,	75
" 42, Cabinet mounts	85
" 43, " "	1 35
No. 9, Plain Cards.	<i>Package of 25.</i>
$3\frac{1}{2} \times 4\frac{1}{2}$, primrose or maroon,	\$0 25
$4\frac{1}{4} \times 5\frac{1}{4}$, " "	30
	<i>Per 100.</i>
Boudoir ($5\frac{1}{4} \times 8\frac{1}{2}$) or 5×8 ,	1 50
No. 26, Gold Beveled-edge Cards.	
$3\frac{1}{2} \times 4\frac{1}{2}$, primrose,	\$1 25
$4\frac{1}{4} \times 5\frac{1}{4}$, " "	1 45
Boudoir, " "	2 60
$6\frac{1}{2} \times 8\frac{1}{2}$, " "	3 75
8 x 10, " "	5 75
No. 26, Gold Beveled-edge, Black or Chocolate, or No. 67, Maroon.	
$3\frac{1}{2} \times 4\frac{1}{2}$,	1 35
$4\frac{1}{4} \times 5\frac{1}{4}$,	1 55
Boudoir, or 5×8 ,	2 85
$6\frac{1}{2} \times 8\frac{1}{2}$,	4 15
8 x 10,	6 40
No. 1, Plain Card-board.	
$6\frac{1}{2} \times 8\frac{1}{2}$, white,	1 30
8 x 10, " "	1 75
10 x 12, " "	2 65
11 x 14, " "	3 25
No. 2, Plain White Cards, with Square Gilt Lines.	
$6\frac{1}{2} \times 8\frac{1}{2}$, opening 4×5 ,	2 00
9 x 11, " 5×8 ,	2 40
No. 2, Stereoscopic Mounts.	
$3\frac{1}{2} \times 7$,	65
4 x 7,	70
$4\frac{1}{2} \times 7$,	80

"Daisy" Permanent Starch Paste.

There has been for a long time a demand for a Starch Paste that would neither mold, sour or discolor, yet put up in a convenient form ready for use. We now introduce such an article, under the name of the "Daisy" Permanent Starch Paste.

PUT UP IN	EACH.
$\frac{1}{2}$ pint jars,	\$0 25
1 " bottles,	0 35
1 quart " "	0 55
2 " " "	1 00
1 gallon " "	2 00

**Camel's Hair Blender.**

1 inch English, each,	\$0 25
$1\frac{1}{2}$ " " "	0 30
2 " " "	0 30
$2\frac{1}{2}$ " " "	0 45

Photographer's Note Book.

The most compact and simple for recording exposures, and containing perforated sheet numbers for 288 negatives, with pages for recording number of holder, progressive number, date, subject, time, lens, focus, diaphragm, time of day, plate, and general remarks. Neatly and strongly bound, measuring 3 x 4 $\frac{1}{4}$ inches. Price, including pencil, 25 cents each.

Artist's Cuffs.




(For photographers' use). To prevent soiling the sleeves and cuffs while developing negatives. Price, 50 cts. per pair.

Rubber Gloves.

Just the thing to keep pyrogallic acid off the hands of those who prefer the pyrogallic developer.



Sizes, ladies' long, Nos. 7, 8 and 9, per pair,	\$1 50
" " short, " " " "	1 25
" gents' long, " 12, 13 and 14, " "	1 65
" " short, " " " "	1 35



Pure Rubber Finger Tips.

Price, per set of three, 15 cts.

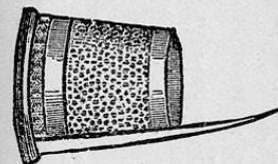
Robinson's Photograph Trimmers.

Straight, each,	\$0 50	Revolving, each,	\$1 00
-----------------	--------	------------------	--------

Flat Paste Brushes.

1 inch,	\$0 15
---------	--------

The Efficient Plate Lifter.



This Plate Lifter is very nearly like an ordinary open-end thimble with a pointed piece of metal soldered securely to it, as shown in the illustration. Where a number of plates are developed in one dish, this Plate Lifter is not only a convenience, but quite a necessity. Price 15 cents each.

Anthony's New Economical Developer.


This developer is put up in a highly concentrated form, keeps well, and will perform nearly twice the work of any similar developer. Being in one solution, its management is easily understood by the beginner, who is often "all at sea" with developers put up in separate solutions. It stands unrivaled as a dry-plate developer, and is extremely quick in action. It can be used with any brand of plates, giving beautifully soft negatives. To those who are desirous of avoiding the trouble of preparing their own developers it will recommend itself on the very first trial; and that it will figure as a valuable item in the travelers' photographic outfit, goes without saying. All who have used this developer thus far express themselves as delighted with it. With this solution under-exposed plates will bear prolonged and forced development without showing the least tendency to become veiled or hazed in the shadows, as is so common with most developers.

Price, per bottle, 40 cents.



Eastman's Roll Holders.

First model, with audible indicator and detachable key.



Showing Roll Holder fitted to Fairy Camera.

4 x 5.....	\$12 00
*4½ x 7½.....	16 00
5 x 8.....	16 00
6½ x 8½.....	20 00
8 x 10.....	24 00


*This size is made for 5 x 8 Fairy and Novellette cameras, which are smaller than any other regular 5 x 8 camera.

Holders of other sizes to order.

Putting holder to cameras extra.

Roll Holders.

New model, with both audible and visible indicators and non-detachable key.



3½ x 4½.....	\$12 00	5 x 8.....	\$20 00
4 x 5.....	15 00	6½ x 8½.....	24 00
4½ x 7½.....	20 00	8 x 10.....	30 00

Roll Holders. (Extra Parts.)

Extra Keys, each.... 35 cts. | Extra Reels, each.... 75 cts.

All parts of Roll Holders are made interchangeable, and any part can be furnished on application.

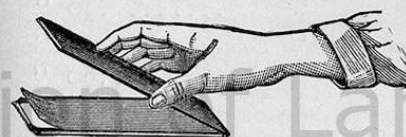
Film Carriers.

1/8-INCH THICK, FOR DRY PLATE HOLDERS.

3½ x 4½, each.....	25 cts.	6½ x 8½, each.....	40 cts.
4 x 5, ".....	30 "	8 x 10, ".....	50 "
5 x 8, ".....	35 "	Five sizes only.	

Film Carriers.

3/16-INCH THICK, FOR WET PLATE HOLDERS.



5 x 7, each.....	35 cts.
5 x 8, ".....	40 "
6½ x 8½, ".....	45 "
8 x 10, ".....	50 "
10 x 12, ".....	60 "
11 x 14, ".....	75 "

Other sizes in proportion.

Squeegees. (Velvet Rubber.)

6 inch.....40 cts. | 8 inch.....50 cts. | 12 inch.....75 cts.

Negative Paper. (Cut Sheets.)

3½ x 4½, two dozen in box.....	\$0 65
4 x 5, ".....	90
5 x 7, ".....	1 55
5 x 8, ".....	1 75
6½ x 8½, ".....	2 45
8 x 10, ".....	3 50
10 x 12, one dozen.....	2 60
11 x 14, ".....	3 50

Packed flat. Other sizes in proportion.

Negative Paper.

ON SPOOLS TO FIT ROLL HOLDER.

4 in. for two dozen	4	x	5	exposures.....	\$1 00
4½ "	"	"	4½	x 7½ "	1 80
5 "	"	"	5	x 7 "	2 00
6½ "	"	"	6½	x 8½ "	2 70
8 "	"	"	8	x 10 "	4 00

Hard Rubber Plates.

FOR DRYING PAPER NEGATIVES.

4 x 5, 1/16 in. thick...	10 cts.	5/16 in. thick.....	15 cts.
5 x 7, " "	18 "	" "	27 "
5 x 8, " "	20 "	" "	30 "
6½ x 8½, " "	30 "	" "	45 "
8 x 10, " "	40 "	" "	60 "


Photogenic Pistol and Magnesium CartridgesFOR INSTANTANEOUS PHOTOGRAPHY AT NIGHT.
(PATENT ALLOWED.)

The remarkable results obtained by using Photogenic Cartridges fired from a pistol have induced us to place them upon the market. Each cartridge will give sufficient light for an ordinary exposure or small group. They contain no chlorate of potash and can be handled without danger.

PRICES.

Pistols, each, - - - \$4 00 | Cartridges, per box of 15, - \$1 00

E. & H. T. ANTHONY & CO., Sole Agents.

The Climax Print Mounter.

This article has been introduced as a convenient means of pressing prints on cards when mounting. It consists of a pair of rollers with a handle attached, a band of fine cotton cloth being wound around the rollers, the ends of the cloth being fastened one to each roller. Springs in the ends of each roller tend to turn them in opposite directions and thus the cloth is kept stretched across the intervening space, but may be rolled entirely from one roller on to the other or back without interfering with their action. Thus a fresh clean portion of the cloth may be obtained whenever the portion in use becomes soiled by paste exuding from the sides of the print, or otherwise. When the band becomes entirely soiled it can be removed, washed and replaced.

For use, place the pasted print on the mount and draw the roller over it as shown in the cut; the pressure of the roller removing the air from under the print presses it securely to the mount. The cloth absorbs the moisture from the surface of the print without displacing it and leaves it perfectly smooth. For sale by all dealers. Price, each, \$2.

"ON! STANLEY ON!"**TRADE MARK****Stanley's Concentrated Developer.**

In package containing 16 ounces Concentrated Developer, in 8-ounce bottles, one having the pyrogallic solution, the other the alkali, thus enabling the operator to proportion them as desired.

The contents of each bottle are in highly concentrated form and require merely the addition of water to reduce to normal strength.

Price per package, - - 50 cents.

The Anthony Self-Changing Shower Washing Box.

(PATENT APPLIED FOR.)



The Anthony Self-Changing Shower Washing Box for dry plate negatives is a nicely constructed and convenient apparatus. Made substantially, and well japanned inside and out, it has interior grooves in which either 5 x 8 or 8 x 10 negatives may be placed. When the negatives are introduced, the hose is attached to a faucet; the lid is now closed and locked if desired, and the water turned on.

It will be seen that the water enters the washer from above, and that the inside of the lid is made in the form of a perforated fountain, which discharges a spray over the plates. When the negatives are entirely submerged, the water is all drawn off by means of a self-acting siphon, and the process of showering is repeated.


With this apparatus the hypo can be thoroughly eliminated from the gelatine film in from fifteen minutes to half an hour. The change of water is continuous. Price, \$5.

Extra Parts of Apparatus.

Including Slides for Holders and Front Boards, Ground Glass. Focus Screws, Tripod Screws, and Bellows for Cameras.

	Press Board Slides for Novelette Holders	Rubber Slides for Fairy and Novelette Holders.	Front Boards for Novelette Cameras	Ex. Fine Ground Glass for Fairy and Novelette.	Focus Screws for Novelette Cameras.	Cone Bellows for Novelette Cameras	Rubber Bellows for Dry Plate Outfits.	Tripod Screws for Novelette Cameras
3¼ x 4¼....	\$0 10	\$0 15	\$0 20	\$0 10	\$1 25	\$0 25
4 x 5	10	20	30	10	2 00	\$1 25	25
4¼ x 6½....	15	25	30	15	\$1 75	2 00	1 50	25
5 x 8	15	30	40	20	1 75	3 00	1 75	25
6½ x 8½....	20	40	60	25	1 75	3 50	2 25	25
8 x 10	20	50	60	32	1 75	4 00	2 75	25

Anthony's Adjustable Developing Fork.



As seen by the cut, this is for holding the dry plate during developing and washing. It entirely prevents soiling of hands, and by its aid the plate is easily examined and returned to solution, saving necessity of ridges and elevations on bottom of tray to prevent capillary attraction. They are made in two sizes, nickel-plated.


No. 1, for plates 3¼ x 4¼ to 5 x 8 60 cts.

" 2 " 4 x 5 to 8 x 10..... 90 "

The Skeleton Non-Adjustable Developing Fork.

These resemble in shape the Adjustable Forks, but are rigid. They are made of nickel wire.

For 4 x 5 or 5 x 8 plates..... 30 cts.


Anthony's Amateur Albums.

For preserving prints from negatives of one's own work these Albums form a handsome and interesting addition to the library table. They are very beautifully bound in cloth, with gilt stamp on side, the corners being finished with leather. The purest quality of card-board is used in their manufacture, made expressly for mounting photographs, and free from any chemicals injurious to prints.

Size of Card.	Plain, each	With Gilt Lines, each.	Covered with Silk Plush, with Gilt Lines and Gilt Edge, each.
5 x 6 for 3½ x 4½ pictures....	\$1 00	\$1 25	\$2 50
6 x 7 " 4 x 5 "	1 10	1 50	—
7 x 10 " 5 x 8 "	1 30	1 70	3 50
10 x 12 " 6½ x 8½ "	1 95	2 36	—
11 x 14 " 8 x 10 "	2 40	2 80	5 00

Anthony's Improved Enlarging Lantern.

PATENTED.



The great merit of this new enlarging lantern is its simplicity of construction, economy, and practical usefulness.


It is intended for making enlargements on gelatino-bromide rapid printing paper by artificial light, requiring only from *thirty to sixty seconds'* exposure for a life-size head.

Another purpose for which it admirably serves is that of a dark-room lantern. They are provided with non-actinic glass panels in the sides of the lantern. It can also be used as a copying camera for making lantern transparencies.

Grooves in the interior admit of changing the relative positions of the negative and condensing lenses. It is very compact, the size being 18 x 15 x 8 inches.

Improved Enlarging Lantern complete (except Portrait Lens), \$25.

Including one quarter-size E. A. Portrait Lens, \$33 75.

Anthony's Triplexicon Magic Lantern.

We have seen many lanterns in our time, but in several respects this eclipses them all, and especially those for use with kerosene oil only. The lamp itself is completely shielded with a well-made hood of Russian iron, and is provided with the patent triplex wick, which affords the utmost illumination obtainable with any oil light. The back and front of the hood are closed interiorly by glass plates, specially annealed to withstand extreme heat, and the rear one is again closed by perforated sheet iron, covered interiorly with a highly-polished metallic reflector, back of which is inserted an eye-piece of ruby glass. The latter enables one to always observe the condition of the flame and wicks, and regulate them without disturbing or discontinuing the action of the instrument. The chimney is made telescopic, to pack more compactly.

The diffusing lens, specially constructed for the purpose, is mounted on a cylindrical slide, to extend, if necessary, the


focal distance, while the condensing lenses, which are of four-inch diameter and can be separated for cleaning, are inserted in a corresponding slide within the wooden case.

The case itself is quite compact, and appears very ornamental in its highly-polished mahogany, with its little hinged ventilators on either side at the bottom. The metal front is burnished, and has a spiral spring adapter for the admission of the slides. A substantial wooden box contains all, and serves also as a table for the instrument while in use.

Altogether, this is the finest example of its kind we have yet seen. It will also serve admirably for enlargements with the gelatino-bromide paper. It is destined to become very popular. * Price \$40 00.

The Novel Picture Clasp.

(PATENTED.)




This article supplies a long felt want for something that would serve to hold mounted photographs together and admit of removal of one or more at will. These are small clasps, arranged in gangs of twelve, by means of wire loops that act as hinges. With two of these gangs twelve mounted photographs are held firmly together, and can be laid on a table or held in the hand, and the photos examined or turned over like leaves of a book. The photos thus mounted can be stood on end on a table, making an attractive ornament and a very convenient method of showing specimen pictures in the studio. This admits of the photos being burnished, which cannot be done with the ordinary amateur album. They are sold in sets of two gangs. Price per set, 50 cents.

Entrekin's Eureka Burnisher.

The superiority of the Eureka Burnisher consists in its cheapness, simplicity and effectiveness, and the impossibility of the machine getting out of order.

The Burnisher can be heated with any kind of lamp—alcohol, coal oil, or gas. During the process of heating, the roll can be turned back from the burnishing tool, thereby preventing the condensation of moisture forming on the roll or tool.



To dress the burnishing tool, the roll is simply turned back from the tool in an instant. No hot plates to handle, and consequently no burnt fingers.


The machine has also the patent removable burnishing tool, which is a decided advantage.

6 inch Roll, . . \$13 00 | 10 inch Roll, . . \$20 00

Cooper's Universal Enlarging Lantern.

(PATENTED.)

Patented Cooper & Lewis October 11, 1887, No. 371,252.
T. H. McAllister April 6, 1886, No. 339,451.




Above shows it as in use with artificial light.

The cuts give an admirably clear idea of the Universal Lantern, and at a glance any one acquainted with the mechanism of projecting lanterns will see its advantages. With only a passing reference to the camera and front, the use of which is obvious, your attention is called to the apparatus for illumination, which is by all odds the most important feature of any enlarging lantern.

The Lamp, which is intended for use with kerosene, is provided with a double-wick burner, both flames emerging through a single aperture in the dome. This feature increases the volume of light two-fold; the burner is provided with a close fitting chimney-base fitted with an aperture covered with non-actinic glass, intended both for dark room illumination and also for observing the height of the flames. A conical light conductor

connects the lamp with the condensing lenses, and is made to telescope so as to adjust the light accurately to the focus of the condensers; this light conductor has an aperture at the side covered with a movable metallic disk, and is intended to admit of the operator finding the centering point of his flame on the condensers; this he will see at a glance by the reflector. The lamp is not rigid, but can be revolved so as to bring the flame in any desired position. Some negatives require a more intense light than others, and experience will show how to arrange the light for any particular occasion.

The form of this lantern is such that all heat passes upwards through the chimney, and as there is no boxing around the apparatus it is always cool, and all risk of breaking lenses or negatives is avoided. The change from the use of artificial light to daylight is better shown in the cut than described in writing. With this lantern and a half-inch stop in a half-size portrait lens, life-sized enlargements from cabinet negatives may be easily made with Anthony's Reliable Bromide Paper in from thirty-five seconds to one minute, according to density of negative.



Above shows it as transformed into a *Daylight Enlarging Camera*.

The design of this lantern is the result of long practical experience with various methods of illumination for enlarging, and we can guarantee its giving results as perfect as the electric light at a cost that makes comparison ridiculous. This lantern is also admirably suited for slide projection, and is therefore of double value to societies and colleges.

Any double combination lens may be used as an objective with this lantern—a portrait lens for enlarging portraits and landscape lens for landscapes.


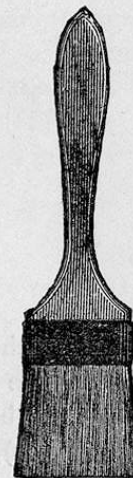
This lantern may be transformed into an 8 x 10 portrait or copying camera by the addition of an adapter, double dry plate holder, and ground glass, at an extra expense of \$10.

Price, without objective (fitted with two 5½-inch condensers), \$40 00

" " " 9 " " 80 00

" " " 10 " " 100 00

Hard Rubber Set and Bound Photographers' Brushes.




The bristles of these brushes are secured by first immersing the butts (or stiff ends) of the bristles in soft rubber; they are then put upon the end of the handle (not around it as in the old way); a belt of rubber combined with metal is wound around the whole, covering the butt of the bristles, and conforming to a groove running around the adjoining end of the handle. The portion of the brush covered with rubber and metal is then placed in a die and vulcanized (or hardened) under heat and pressure. The result is a solid vulcanized head, in which the bristles are so thoroughly imbedded that it is impossible for them to get loose. The handle being dovetailed into the head (see sectional illustration), is also firmly secured.

It is self-evident that this method of constructing brushes is far superior to the old modes. These brushes are not affected in any manner by any solution in which they may be used, and they can be kept for any length of time in either damp or dry atmosphere without injury.

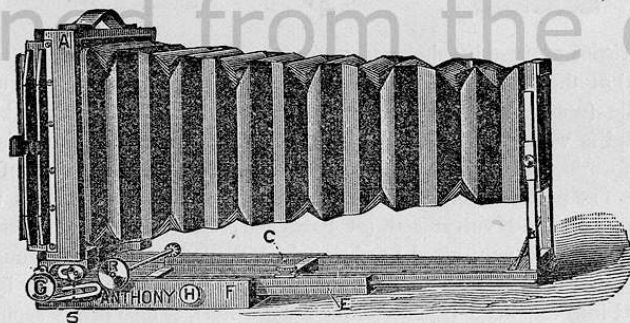
Prices are as follows:

Width		Each	Width		Each
1 inch	Camel's Hair,	\$0 38	1 inch	Bristle, paste	\$0 20
1½ "	"	57	1½ "	"	25
2 "	"	75	2 "	"	35
2½ "	"	95	2½ "	"	45
3 "	"	1 13	3 "	"	50

Anthony's Phantom Camera.

Camera when closed.

To open, and assemble it for operating, unfasten the hook that holds the bed to the top of the Camera under the leather handle, and bring the bed at right angles with the body A. Then fasten set-screw S (the smaller one of the two), under

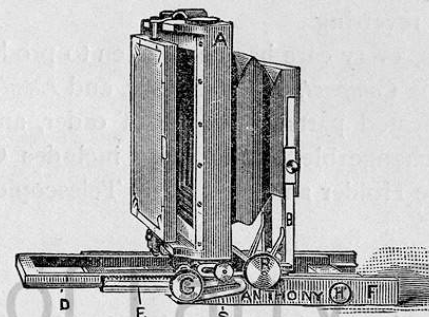


Camera when fully drawn out.

the body of Camera. Then adjust the front in position on end of bed, by means of the two key-hole slots and screw heads. The inner section of the bed D is then placed to about where it is to be used, and fastened in position by set-screw C. The adjustment of focus is obtained by the screw R, which works the rack and pinion, moving the second or middle section of Camera bed, E. When this is done, the bed is rigidly secured

by set-screw H in outer section of bed, F. The Swing Back is operated by loosening the set-screw G.

For using Lenses of very short focus, the inner section of the bed D is run to the rear as far as possible, and the middle section of the bed, E, racked to the rear, when it will admit of use of lenses of shorter foci, without the least danger or possibility of the bed being brought into the view.



Camera arranged for short focus.

The ground glass is held in position by springs, which act on pins in the edge of the frame, these pins running in slots in plates on the edge of the body of the Camera. To insert the holder, raise the ground glass frame as high as it will go, and draw it to the right, when the pins in the edges will rest upon the shoulders in the slots and keep it in position. Insert the Holder as far as it will go, and either push the ground glass frame at same time, or afterwards, releasing the pins in its edge from the shoulders, when the springs will act upon it, keeping the Holder firmly in position. To withdraw the Holder, raise it slightly to allow it to pass the metal light protecting edge, and it is easily removed. If raised high enough, it will catch the ground glass upon the shoulders, and hold it there ready to insert another Holder. Where two or more views of same object are desired, this will be found of great advantage. This

construction never necessitates removal of the ground glass, nor is the latter ever in the way.

The Camera is reversed in same way as our Novelette and Fairy Camera, by the key-hole slots and screw heads. The front is raised or lowered on the metal standards, but when closing the Camera, the top of the front should be fastened on a level with the top of the standards. The Camera is always closed with the *plate horizontally*, and hence is always ready for viewing without reversing.

In issuing this, every care has been taken to produce a Camera that would be *Compact, Light, Strong, and Easily assembled*. It has no complicated parts to get out of order, and they will be found interchangeable. The price includes One Patent Phantom Double Holder and New Style Telescopic Case.

SIZE.	LONGEST FOCUS.	PRICE.
4½ x 6½	16 inches,	\$28 00
5 x 7,	18 "	32 00
5 x 8,	18 "	34 00
6½ x 8½,	20 "	38 00
8 x 10,	23 "	40 00

Phantom Holders.


Same as Zephyr Holders, but with hard rubber slides.

4½ x 6½	\$1 80	5 x 8	\$2 00
5 x 7	1 90	6½ x 8½	2 60
8 x 10			\$3 00

Anthony's Universal Roll Holder.

FIG. 1—represents the inner works of this Holder, which are removed from the case by merely opening the latter, when they can be dropped out. The roll containing the paper P and the take up roll T are placed in position by pressing them between the standards until their journals fall into the holes made for them. The paper is then drawn around the platform and connected to the take up roll by inserting the end in the clamp attached to the roller T. A spring presses against the clamp, holding the paper firmly in the teeth. Not over 2 inches of the paper are lost in making this connection.

FIG. 2—shows the inner mechanism of the case. M M are the two marking wheels which are turned by the paper as it is drawn over them. These turn the cog wheels O O, which are attached to index on the back of the Holder. S S are springs that hold the wheels M M to the paper. K is the key for turning the take up roller, and which, passing through a ratchet wheel with pawl, prevents turning same in wrong direction. Each marking wheel has a tooth in it which perforates



the paper as it revolves. These teeth come opposite each other, to make sure that the paper will receive a puncture on one side or the other.

FIG. 3—shows the indicator on back of Holder E; from its position, the paper can be brought successively into proper place, without removing the Holder from the Camera. To operate the index properly, after the paper has been placed on the table, turn the index D until it points to A, and see that the teeth in the wheels M M are pointing directly upward. Then put the inner works into position, withdraw the front side sufficiently to allow of making a pencil line across the paper at the edge of the opening, showing the starting point. It is now ready for the first exposure. For the second exposure, turn the Key, until the pointer of the index makes an entire revolution and continue it until the pointer is directly opposite B. For third exposure, make the entire revolution and until it




FIG. 3.

points to C, and so on. To remove the paper from the Holder, draw the slide far enough to make a pencil line at the farthest end of the last exposure, and the negatives can be cut apart with perfect confidence, beginning with either end, as desired, remembering that the paper is to be cut at every other puncture.

PRICES.

4 x 5,	Each, \$7 00	5 x 8,	Each, \$10 00
4½ x 6½,	" 8 00	6½ x 8½,	" 12 00
5 x 7,	" 9 00	8 x 10,	" 15 00

Anthony's Negative Paper.

Our patent roll, for using in any Roll-Holder. In lengths of 24 exposures.

4 in., per roll,	\$1 00	5 in., per roll, for ¾ and ⅝	\$2 00
4½ " "	1 35	6½ " " "	2 70
8 in., per roll,	\$4 00		

Dallmeyer's New Rectilinear Landscape Lens.

FOR VIEWS, ARCHITECTURAL SUBJECTS, COPYING, ETC.

No.	Largest Dimensions of Plate. Inches.	Diameter. Inches.	Equiv. Focus. Inches.	Price.
1.....	5 x 6½	1½	8½	\$39 00
2.....	6½ x 8½	1¾	11½	49 50
3.....	8 x 10	2	13½	65 50
4.....	10 x 12	2¼	16½	84 00
5.....	12 x 15	2⅝	20	102 50
6.....	16 x 18	3	25	131 00
7.....	20 x 22	3½	32	172 00

Dallmeyer's Rapid Landscape Lens.

(LONG FOCUS).

Specially constructed for views, objects, mountain scenery, balloon photography, etc. Each lens is supplied with a set of Waterhouse diaphragms, the apertures of the stops of these lenses being too large to admit of their arrangements in the form of a rotating diaphragm as supplied with the "wide angle" landscape series.

No.	Largest Dimensions of Plate. Inches.	Diameter of Lenses. Inches.	Equiv. Focus. Inches.	Price.
1.....	4½ x 6½	1.3	9	\$37 00
2.....	6½ x 8½	1.6	12	47 25
3.....	8 x 10	2.125	15	61 50
4.....	10 x 12	2.6	18	78 00
5.....	12 x 15	3.	22	94 50
6.....	16 x 18	3.5	25	115 00
7.....	20 x 22	4.25	30	144 00

Rapid Aristoscope Lenses.

We have introduced these in order to supply the demand for a first-class instantaneous lens, giving rectilinear results, at a moderate price. They are unequaled at the price for instantaneous views, portraits, landscapes, architectural subjects, dimly lighted interiors, copying, etc., etc. We urge those who intend purchasing a lens for such work to try the Aristoscope. We shall let them stand on their own merits, and have no fear as to the results. Sizes, prices, etc., as follows:

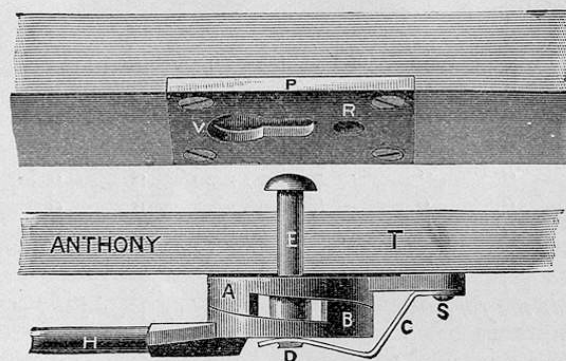
No.	Size of View.	Size of Group.	Diam.	Equiv. Focus.	Price.
1	4 x 5	3 x 4¼	1 inch.	6 inches.	\$31 50
2	5 x 8	5 x 6½	1⅜ "	9 "	43 00
3	6½ x 8½	5 x 8	1½ "	11 "	48 50
4	8 x 10	6½ x 8½	1¾ "	14 "	62 50
5	10 x 12	8 x 10	2 "	16 "	78 00
6	12 x 15	11 x 14	2½ "	20 "	107 50
7	16 x 18	14 x 17	3 "	24 "	137 50
8	18 x 22	16 x 18	3½ "	30 "	187 50
9	22 x 25	18 x 22	4 "	34 "	225 00

Wide Angle Aristoscope Lenses.

No.	Size of View.	Diameter.	Back Focus.	Equiv. Focus.	Price.
1.....	5 x 6½	7/8 in.	3½ in.	4 in.	\$33 00
2.....	6½ x 8½	1¼ "	4⅝ "	5½ "	40 00
3.....	10 x 12	1½ "	6¼ "	7 "	57 00
4.....	12 x 15	2 "	7½ "	8½ "	77 50
5.....	16 x 18	2½ "	11 "	13 "	103 50
6.....	20 x 22	3 "	14 "	15½ "	148 00
7.....	21 x 25	3¾ "	17 "	19 "	222 00

Clamp Tripod Top.

(PATENTED.)



We give a sectional view of our Clamp Tripod Top, which dispenses entirely with the Tripod Screw. The Plate P is fastened in the bed of the Camera, in the place generally occupied by the screw plate. In it are two holes, one a key-hole slot, the other a hole threaded for Tripod Screw in case it should be desired. The lower cut shows the construction of the clamping movement, T representing the wooden top of the Tripod. The head of the plunger E is inserted in the key-hole slot at V, and the Camera pushed forward until the plunger has reached the further end of the key-hole slot. The handle H is then pushed to the right. Attached to this handle is the inclined plane B, into which the end of the plunger E is screwed. Turning the handle moves the inclined planes, which act like wedges, drawing the head of the plunger against the plate P, holding the Camera firmly in position. Should it be found necessary to lengthen or shorten the plunger, loosen the screw S (which holds the entire attachment to the Tripod), until the spring C can be slipped over and off from the plunger at D. To shorten the plunger unscrew it one or two turns, or more if necessary, replace the spring and set the screw S firmly in place. When firmly fixed, to the Tripod Top, the Camera cannot be moved from its position without moving the handle H. The thickness of the plate P gradually decreases as it approaches the end of the narrow slot, giving positive security against the slipping of the Camera when properly used.

We have these Clamp Tripod Tops to fit our Triplex, Telescopic, Climax and Folding Tripods.

Price of Top and Patent Clamp, and Plate for Camera Bed, \$1.40.

For complete Tripod, fitted with above and Plate, add 40 cents to price of Tripod.

Elastic Felt Printing Pads.

A superior article to anything heretofore offered, and at following moderate prices. They are put up in boxes of one dozen each.


FOR	DOZEN	FOR	DOZEN
3¼ x 4¼ Printing Frame,	\$0 35	10 x 12 Printing Frame,	\$2 40
4 x 5 " "	40	11 x 14 " "	3 00
4¼ x 5½ " "	45	14 x 17 " "	5 00
4¼ x 6½ " "	60	16 x 20 " "	7 00
5 x 7 " "	70	17 x 20 " "	7 50
5 x 8 " "	80	18 x 22 " "	9 00
6½ x 8½ " "	1 08	20 x 24 " "	9 75
8 x 10 " "	1 75		

Any of the foregoing can be procured of your stock dealer.

The New "Duplex" Focusing Glass.

Cheap and good. Price, \$1 25


The "Success" Print Mounter.



The above illustration describes it fully. Price,

6 inch, - - \$1 00. | 12 inch, - - \$1 50

Climax Trays, for Developing Large Bromide Prints.




It is all very well to talk of large bromide prints, but not every one has an unlimited bank account behind him with which to purchase the necessary utensils. Having succeeded in producing the Cooper Enlarging Lantern at a very low rate, to use in making the print, we now offer the above article for use in developing and fixing the same. We guarantee it for the purpose specified, and can furnish the following sizes, viz.:

15 x 19, each, .	\$3 00	26 x 32, each, .	\$6 00
19 x 24, " .	4 00	31 x 42, " .	10 00
21 x 25, " .	5 00	31 x 64, " .	14 00
23 x 29, " .	5 50	45 x 64, " .	18 00

Economy Rubber Tray.

PATENTED.



As will be seen by the cut, the glass negative lies flat on the bottom of the tray, necessitating the least possible quantity of developer, and the depressed channel in bottom of tray is sufficiently deep to allow the finger or plate-lifter to engage firmly underneath the plate and remove it without risk of scratching. They are of polished hard rubber.

SIZES.	EACH.	SIZES.	EACH.
No. 3, 4½ x 5¾, .	\$0 28	No. 5, 7 x 9 .	\$0 72
" 4, 5½ x 8½, .	56	" 6, 8½ x 10½ .	1 08

Hydrokinone Developer.

READY FOR USE.

The excellent qualities of this article, and its convenience for use, are possessed by no other ready prepared developer in the market.

For use, it is simply poured into the tray; and when development is finished filter and return to the bottle. This can be repeated many times. It yields a negative of fine printing color, and without fog. Full directions accompany each bottle. Price per 8-ounce bottle, 30 cents. Price per pint bottle, 55 cents.

Ferrous Oxalate Developer.

READY FOR USE.

For dry-plate development, and specially adapted for developing Anthony's Reliable Bromide Paper. Price per package (two bottles), 50 cents.

Vergara Films.

LIGHT, TOUGH, FLEXIBLE.

No stripping, can be printed from either side. Developed same as glass. Can be used in the ordinary carriers. Put up in packages of one dozen each.

3 1/4 x 4 1/4, per package, \$0 90	5 x 8, per package, \$2 70
4 x 5, " 1 40	6 1/2 x 8 1/2, " 3 80
4 3/4 x 6 1/2, " 2 00	8 x 10, " 5 00

Anthony's Patent Film Holders for using Vergara Films or Negative Paper in the ordinary Dry-Plate Holder.

3 1/4 x 4 1/4, each, \$0 20	5 x 7, each, \$0 30
4 x 5, " 25	5 x 8, " 30
4 1/4 x 6 1/2, " 30	6 1/2 x 8 1/2, " 35
8 x 10, each, \$0 40	

Slow Reliable Bromide Paper for Daylight Enlarging Now Ready.

In consequence of the demand for paper of a slower grade of rapidity than our ordinary Reliable Bromide Paper, for those who use daylight instead of artificial light in making their enlargements, we have introduced such paper, and are prepared to fill all orders for same.

When the SLOW paper is wanted please mention it particularly in the order, as otherwise the quicker grade will be sent. Price same as the regular Reliable Bromide Paper.

GRADES.

H. G.—Heavy Grain. H. S.—Heavy Smooth. L. S.—Light Smooth.

Always designate the Grade you desire.

Regular "Reliable Bromide Paper" is put up in MANILLA WRAPPERS.

Slow "Reliable Bromide Paper" is put up in BLUE WRAPPERS.

**Anthony's Safety Cans.**

FOR PRESERVING SENSITIZED ALBUMEN PAPER.

No. 1, for Paper up to 4 1/4 x 6 1/2, each,	\$1 35
No. 2, " " 8 x 10, "	1 50
No. 3, " " 18 x 22, "	2 00
No. 4, " gallery size, full sheets,	each, 3 00

Climax Absorbent.

FOR USE IN ABOVE.

No. 1, per Can.....	\$0 15
No. 2, "	25
No. 3, "	50

E. & H. T. ANTHONY & CO.,
591 Broadway, New York.

DON'T FAIL TO GET A COPY
OF
THE INTERNATIONAL ANNUAL
OF
Anthony's Bulletin,

EDITED BY

W. JEROME HARRISON, F.G.S., Birmingham, England.

ARTHUR H. ELLIOTT, Ph.D., F.C.S., New York.

Contains Articles by TWO HUNDRED AND THIRTY of the most prominent Contributors to Photographic Literature in the world; over SIX HUNDRED pages of SOLID READING MATTER, and NINE full-page Photographic or Photo-Mechanical Illustrations.

Price per copy, in paper, - - - \$0 50

" " handsomely bound in cloth, 1 00

When sent by mail, 10 cents additional. For sale by all dealers.

E. & H. T. ANTHONY & CO., Publishers,

591 Broadway, New York.

For sale in the British Isles by all Photo Stock Dealers, or by

HENRY GREENWOOD & CO., 2 York St., Covent Garden, London,

General Selling Agents for Great Britain.

ANTHONY'S SERIES
OF
PHOTO PUBLICATIONS.

No. 1. Lea's Manual of Photography. Second edition, octavo, cloth, 440 pp.; fine toned paper; 150 wood-cuts. The most scholarly work of its kind. \$3.75.

No. 2. The Silver Sunbeam. By Prof. Towler, M.D. Ninth edition. Cloth, 650 pp., large 12mo. The most popular and complete of all the photographic manuals. 100 wood-cuts. \$3.00.

No. 3. El Rayo Solar. (Spanish.) Octavo, cloth, 540 pp.; fine toned paper. The only reliable treatise on the art in that language. Second edition. \$6.00.

No. 4. How to Paint Photographs. By Geo. B. Ayers. Sixth edition. Cloth, 208 pp. Revised and enlarged and brought up to every present requirement. Price again reduced to \$1.00.

No. 5. The Ferrottype and How to Make It. By E. M. Estabrooke. Fifth edition. Cloth, 176 pp., 12mo. The standard. \$1.00.

No. 6. The Art of Retouching. Revised by the author, Mr. J. P. Ourdan. Cloth, large 12mo. Tinted super-calendered paper. Illustrated with lithographic drawings, photographs and wood-cuts. \$1.00.

No. 7. Modern Dry Plates, or Emulsion Photography. By Dr. J. M. Eder, the eminent German authority on Gelatine, translated by Mr. Horace Milner and edited by Mr. H. Baden Pritchard, F.C.S. 138 pp. large 12mo, cloth, \$1.00; in paper cover, 30 cents.

No. 8. The Art and Practice of Silver Printing. By Capt. W. de W. Abney and Mr. H. P. Robinson. 128 pp. large 12mo, cloth, 75 cents; in paper, 30 cents.

No. 9. Burton's Modern Photography. A revised and enlarged edition of the A B C of Modern Dry Plate Photography. By W. K. Burton, C. E. 126 pp.; paper, 35 cents.

No. 10. The (Photographic) Studios of Europe. By H. Baden Pritchard, F.C.S., 280 pp., large 12mo, 40 wood-cuts. The cheapest and most practical hand-book ever published. Cloth, \$1.00; in paper cover, 50 cents.

No. 11. Elementary Treatise of Photographic Chemistry. By Arnold Spiller, 72 pp., paper cover, illustrated. Companion to the A B C of Modern Photography. 25 cents.

No. 12. How To Make Photographs. By T. C. Roche, Edited by H. T. Anthony. Revised and enlarged. With an appendix by Arthur H. Elliott, Ph.D., F. C. S. The best, most comprehensive and reliable work published on amateur photography. Illustrated with photographs made with amateur outfits, and profusely illustrated with wood-cuts. 122 pp., paper, 50 cents; cloth, 75 cents.

No. 13. La Fotografia Hecha Facil. The Spanish Edition of How to Make Photographs. Revised and enlarged as above. A complete manual of dry plate photography. Cloth, \$1.00.

No. 14. Wie Photographische Bilder Gemacht werden. The German Edition of How to Make Photographs. Cloth, \$1.00.

No. 15. Comment on Fait Les Photographies. The French Edition of How to Make Photographs. Cloth, \$1.00.

No. 16. About Photography and Photographers. By H. Baden Pritchard. Regular edition, \$1.00; pocket edition, 30 cents.

No. 17. Como Fazer Photographias. The Portuguese Edition of How to Make Photographs. Cloth, \$1.00.

No. 18. How to Photographic Microscopic Objects. By I. H. Jennings. The best practical treatise on the subject of Photo-Micrography. Cloth, 75 cents.

No. 19. The Magic Lantern and Its Applications. By L. H. Laudy, Ph.D. The most complete manual on the Magic Lantern published. Octavo, cloth, 75 cents.

No. 20. Photography in the Studio and in the Field. By E. M. Estabrooke, author of the Ferrotypes and How to Make It. A practical manual for the amateur or professional photographer. Profusely illustrated, 12mo., cloth, 238 pages, \$1.50.

No. 21. On the Choice and Use of Photographic Lenses (with additional papers and tables). By J. H. Dallmeyer, F.R.A.S. Sixth Edition. Revised and enlarged. Paper, 50 cents.

Anthony's Photographic Bulletin. Edited by Prof. Chas. F. Chandler, of the School of Mines, Columbia College, New York City. 32 pp. octavo, semi-monthly. The most popular photographic journal in America. Illustrated, \$3.00 per annum, in advance.

In addition to the foregoing, we shall be happy to supply any of the following:

Wilson's Quarter Century in Photography, \$4.00.

The Chemistry and Light of Photography. By Dr. H. Vogel. \$2.00.

Progress of Photography since 1879. By Dr. H. Vogel. \$3.00.

Wilson's Photographics. Second Edition. \$4.00.

Photographic News, London. Edited by Thomas Bolas. Weekly, \$5.00 per annum.

British Journal of Photography. Edited by J. Traill Taylor. Weekly, \$5.00 per annum.

Amateur Photographer, London. Weekly \$3.25 per annum.

British Journal Photographic Almanac and the Year Book of Photography. Genuine English edition. 50 cents each.

Back vols. of British Journal Photographic Almanac, 25 cents.

Back vols. of the Year Book of Photography, 25 cents.

Mosaics, 1888. Paper cover, 50 cents.

Pictorial Effect in Photography. By H. P. Robinson. Cloth \$1.50; paper cover, \$1.00.

The Art of Making Portraits in Crayon on Solar Enlargements. By E. Long. Price, 50 cents.

Practical Essays on Art. By John Burnet. Price, \$4.00.

Burton's Practical Guide to Photographic Printing Processes. Price, \$1.00.



PURE CHEMICALS

Are indispensable to the Professional and Amateur Photographer.

All bearing the above Trade Mark are guaranteed to be unexcelled for Photographic purposes.

INDEX.

	PAGE
Albums, Amateurs.....	72
Amateur Outfits	4
Apparatus, Extra Parts of.....	70
Bicycle Equipment.....	71
Bottle, Developing.....	37
Bromide Paper, Anthony's Patent Reliable.....	59
Brushes, Flat Paste.....	64
" Hard Rubber Set and Bound.....	79
Burnisher, Entekin's Eureka.....	76
Cameras, Patent Bijou.....	13
" Fairy.....	16
" N. P. A.....	12
" Novelette Copying.....	19
" Patent Novelette View.....	14
" " Duplex Novelette.....	18
" Phantom.....	80
Camel's Hair Blender.....	63
Cans, Anthony's Safety.....	91
Candle, Ruby Light, H. W. G.....	45
" " Tisdell's.....	44
Card Stock, Amateur.....	62
Champion Outfits.....	10
Chemicals.....	32-35
Clamp Tripod Top.....	87
Clasp, Novel Picture.....	75
Climax Absorbent.....	91
Cuffs, Artists'.....	64
Detective Cameras, Climax.....	50
" " Patent Satchel.....	51
" " Schmid's Patent.....	53
Developer, Cooper's.....	31
" Economical.....	65
" Stanley's Concentrated.....	69
" Hydrokinone.....	90
" Ferrous Oxalate.....	90
Developing Bottle.....	37
" Outfits.....	29
Dry Plates, Stanley.....	30
" Transparency.....	57
" Tropical.....	30
Easel, Anthony's Universal.....	36
Enlarging Lantern, Anthony's Improved.....	73
" Cooper's Universal.....	77
Ferro-Prussiate Paper.....	60
Film Carriers for Dry or Wet Plate Holders.....	67
Films, Vergara.....	90
Finder, Anthony's Universal.....	36
Focusing Glass, The New "Duplex".....	88
" E. A. Compound.....	61

INDEX.

	PAGE
Fork, Adjustable Developing.....	71
" Skeleton, Non-adjustable Developing.....	71
Frames, Patent Transparency.....	57
" " Flexible Transparency.....	57
Funnel and Filter, Anthony's Combined.....	40
Funnels, Glass and Agate Ware.....	38
Gas Burner, with Ruby Chimney.....	45
Glass, Orange and Ruby.....	58
Gloves, Rubber.....	64
Graduates, Anthony's Superior Molded.....	38
Holder, Phantom.....	82
Holders, Patent Eclipse and Novelette Double Dry Plate.....	20
" Detective Double Dry Plate.....	21
" Zephyr.....	21
Kits, Inside Dry Plate.....	22
Lamp, Oil, with Ruby Chimney.....	41
Lanterns, Anthony's Climax.....	40
" " Dry Plate.....	46
" " Helios.....	41
" Carbutt's Multum in Parvo.....	42
Lenses, Anthony's Single Combination.....	26
" Dallmeyer's Rapid Rectilinear.....	28
" " Wide Angle Rectilinear.....	27
" " New Rectilinear Landscape.....	85
" " Rapid Landscape.....	85
" " Rapid Aristoscope.....	86
" " Wide Angle Aristoscope.....	86
" E. A. Rapid Hemispherical.....	26
" " Wide Angle.....	25
" Platyscope.....	26
Magic Lantern, Triplexicon.....	74
Negative Boxes.....	61
" Rack.....	61
Note Book, Photographers.....	64
Outfits, Amateur.....	4
" Developing.....	29
" Printing.....	29
Paper, Anthony's Patent Reliable Bromide.....	59
" Ferro-Prussiate.....	60
" Negative, Cut Sheets.....	67
" " Anthony's.....	84
" " on Spools to fit Roll Holder.....	68
" Ready Sensitized Albumen.....	60
" Slow Reliable Bromide, for Daylight Enlarging.....	91
Pads, Elastic Felt Printing.....	88
Paste, Daisy, Permanent Starch.....	63
Photo Publications.....	80

INDEX.

	PAGE
Photogenic Pistol and Magnesium Cartridges	68
Plates, Hard Rubber	68
Plates, Stanley	30
" Transparency	57
" Tropical	30
Plate Lifter, Efficient	65
Print Mounter, Climax	69
" The "Success"	88
Printing Frames, Fairy	55
" Improved, with Tally	56
" Outfits	29
Protecting Cases, Patent Metallic	39
Robinson's Trimmers	64
Roll Holder, Eastman's	66, 67
" Anthony's Universal	83
Rubber Finger Tips	64
" Gloves	64
" Plates, Hard	68
Safety Box, Dry Plate	31
Scale, New Patent Dispensing	38
Scales and Weights	37
" Patent Pocket Pyro	32
Sensitized Paper	60
Shutters, Anthony's Climax	47
" Grunow	48
" Hadden	46
" Instantaneous Drop	47
" Prosch's Duplex	49
" Eclipse	48
Squeegees	67
Stanley Dry Plates	30
Stirring Rods, Glass	54
Transparency Dry Plates	57
Transparencies, Carbon	58
" Etched Glass for	58
" Ground Glass for	58
Trays, Ebonite	56
" Porcelain Developing	54
" Japanned Iron Developing	37
" Climax, for Developing Large Bromide Prints	89
" Economy Rubber	80
Trimmers, Robinson's	64
Triplexicon Magic Lantern	74
Tripods, Climax	22
" Fairy	24
" Jointed	23
" Patent Triplex	25
Varnish, Dry Plate Negative	55
Washing Box, Self-Changing	70