


JANUARY, 1891.

# HOW TO MAKE PHOTOGRAPHS

AND



DESCRIPTIVE \* PRICE \* LIST.

THE SCOVILL & ADAMS COMPANY,

Successors to Photo. Department, Scovill M'f'g Co.


423 BROOME STREET,

NEW YORK.


PRICE, 10 CENTS.

ISSUED EVERY FRIDAY.  
Monthly Edition Issued the Last Friday in the Month.

---

**The Photographic Times** 

---

 **And AMERICAN PHOTOGRAPHER.**

---

—\*— **A SPECIMEN COPY FREE.** —\*—

---

**SUBSCRIPTIONS.**

Weekly issue illustrated, postage included to all points in U. S. or Canada.....	\$5.00
Weekly issue to foreign addresses (postage included).....	6.00
Single Copy, Weekly.....	15
Remit by express, money order, draft, P. O. order, or registered letter.	

---

**ADVERTISING RATES.**

Size of advertising pages, 6½x9½ inches; outside size, 8½x11½ inches.

Cards, 2½x3 inches, per insertion.....	\$2.50
One page, each insertion, in either Weekly or Monthly edition.....	20.00
Half page, per insertion.....	10.00
Quarter page, per insertion.....	5.00
Discount for term contracts.	
<i>Business Notices</i> , not displayed, per line.....	20

---

**THE PHOTOGRAPHIC TIMES**  
PUBLISHING ASSOCIATION.

**PREMIUM OFFERS.**

- For one new subscription to the weekly edition, one dollar's worth of books, selected from the Scovill series.
- For one new subscription to the weekly edition, with a renewal for the same edition, two dollars' worth of books selected from the Scovill series.
- For two new subscriptions in addition to a renewal, or a club of three subscriptions, three dollars' worth of books selected from the Scovill series.
- For a club of four, four dollars' worth of books.
- For a club of five, five dollars' worth, and so on.

PHOTO. TIMES PRINT.

LP 144

# HOW TO MAKE PHOTOGRAPHS.

AND A

## DESCRIPTIVE CATALOGUE

OF

CAMERAS, LENSES, TRIPODS, PLATE-HOLDERS,  
PRINTING-FRAMES, PLATES, TRAYS,  
CHEMICALS, ETC.,

AND

All Requisites for the Amateur Photographer.

NEW YORK:

THE SCOVILL & ADAMS COMPANY,  
423 BROOME STREET.  
1891.

# HOW TO MAKE PHOTOGRAPHS.

IT is not difficult to become an expert photographer. Any one of average intelligence may easily acquire all the skill necessary to make good technical photographs; and after that it is largely a matter of taste and judgment. Let the beginner

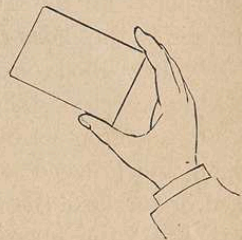
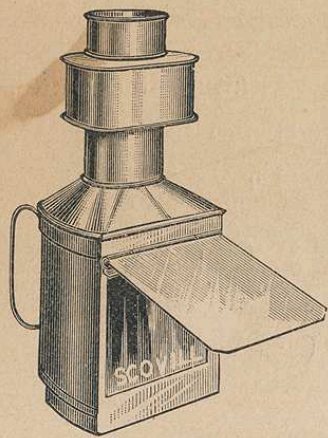
buy his outfit of a reliable firm, and not attempt too much at first.

The various styles and grades of cameras, etc., with prices, are explained in the pages which follow, so it is only necessary for us here to consider briefly the actual steps required to make a finished photograph.

And first, we must fill the plate holders with dry plates or, if a roll holder is used, we must insert the reel of sensitive films

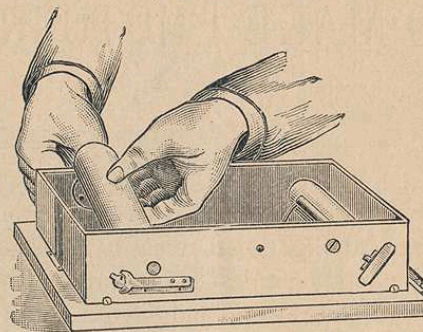
preparatory to actual work in the field. This must be done in the dark room. Any room or closet from which all rays of white light are secluded will answer. At night one's own bed-chamber will serve for a dark-room. A ruby lantern furnishes the proper quality of light.

If dry plates are used, open a package and carefully place them, one at a time, in the holders, sensitive (not the glossy) side outward. Handle the plates as shown in the cut, and be careful not to




injure the sensitive film. Dust plate-holder and plates carefully with a camel's-hair brush before filling.

Sensitive films are sold on reels, which may be easily inserted in the roll holder, as shown in the cut.



They may also be exposed in film carriers, and there are special holders, very thin and light, for carrying the New Flexible Films and the Ivory Films. At first, however, it is



much better for the amateur to use glass plates. Later he may advance to the more recent methods.

Having filled our holders with dry plates let us venture afield in search of the picturesque.

On selecting a desirable view we set up our camera on its tripod and proceed to focus. This is done by moving backward or forward the ground glass under the black focusing cloth until the image reflected appears perfectly sharp in all its details. Of course the picture is inverted, but the eye soon becomes accustomed to that. When focus is obtained affix the

plate-holder carrying the dry plates to the camera and cap the lens.

Decide how long an exposure is necessary to sufficiently impress the plate, and then draw the slide from the holder. Uncap the lens and count the time, or note it on the watch dial. Then re-cap and insert the slide. Reverse the holder, and we are ready for the next exposure. The length of exposure varies with the subject and the other circumstances, such as light-force, time of day and year, sensitiveness of plate, and rapidity of lens. But practice soon makes perfect in this matter as in all others.

Lens	Morrison C. Group
Stop	$\frac{1}{27}$
Exposure	$\frac{1}{2}$ second
Plate	Keystone Special
Subject	Riverside Park

A record may be taken of the exposure on the patent registering slides supplied with the Scovill holders.

When all the plates are exposed we may return to the dark room and develop them. The developing outfit comprises the following articles: Two glass trays, a 4 ounce



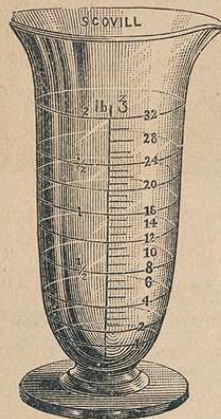
The Developing Outfit.

glass graduate, a minim graduate, a ruby lantern, a bottle of S. P. C. negative varnish, 1 dozen dry plates, an ounce

of bromide of ammonium, a pound of hypo-sulphite of soda, 1 pound of alum, and a package of S. P. C. carbonate of soda developer.

Some amateurs send their exposed plates to a professional photographer for development and printing, but it is better to at least develop one's own negatives even if the prints are afterwards made by a professional.

Take a plate from one of the holders and place it first, film side up, in a tray of pure water. While it soaks there prepare the developer in the following manner: Dissolve the contents of the paper package marked No. 2, of the carbonate of soda developer in 64 ounces of water, and label this "Solution No. 2;" and with the minim glass add to 2 ounces of this solution 2 drams of the No. 1 solution. Now pour off the water from the tray, and flow over the plate the combined developing solution. If air-bubbles form on the plate they must be removed by a touch of the finger or by a soft camel's hair brush. If the plate be correctly exposed traces of the image will appear on the sensitive film in a short



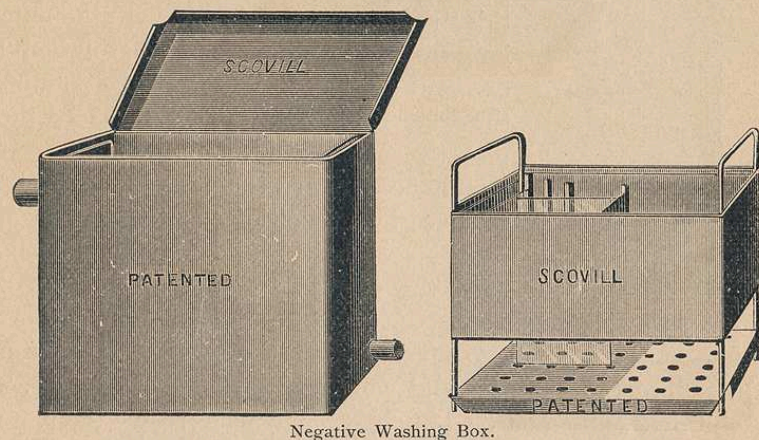
Graduated Glass.

time, but in case they do not come, pour the developing solution back into the graduate and add a little more of the No. 2 solution (from a quarter to half an ounce) and reflow the plate with the strengthened developer. In a short time the image will appear, but wait patiently until all the details are out and clearly seen in the deep shadows, and until the milky-white appearance of the plate is changed to a dark gray color. The negative is then fully developed. Wash it in two changes of water and it is ready for the "fixing" bath.

Should the image on the plate flash out suddenly on flowing it with the developing solution, and continue to grow very rapidly, the plate has been over-exposed and must be quickly removed from the developing tray and placed in pure water, while a restraining solution of bromide is made as follows: Dissolve 1 ounce of bromide of potassium in 9 ounces of

water, and label "Bromide solution." Add a few drops of the bromide solution to the developing tray and replace in it the partly developed plate. The development will proceed more slowly; but if by an excess of bromide solution the process of developing has been too much retarded, it can be started again by adding carefully a little more of the No. 2 solution.

In the unused tray mix a solution of 4 ounces of hyposulphite of soda and 20 ounces of water. Label this tray "Hypo." and do not use it for any other purpose. After washing the negative place it in the hypo. bath and allow it to remain there until every vestige of the milky-white appearance has vanished. The negative can then be safely examined by white light. It must be thoroughly washed, however, as the hypo-



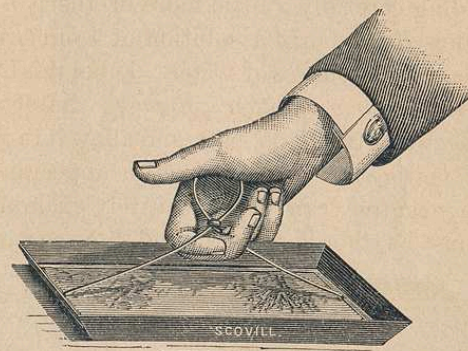
Negative Washing Box.

sulphite of soda, if allowed to remain in the film, will crystalize and destroy the negative. A negative washing box will be found to be of great assistance.


Meanwhile rinse out the first tray and partially fill it with a solution of alum, two tablespoonfuls of the coarse alum powder to sixteen ounces (or a pint) of water. Allow the plate to remain in this bath about five minutes and then thoroughly wash it again and set it on edge to dry in a negative rack or in the drying support, as shown in the cut.

The Russell Negative Clasp is also convenient for holding the plate during development and obviates the necessity of putting one's hands into the developing solution.

After the negative is thoroughly dried it is sometimes varnished, but this is not absolutely necessary, especially where only a few prints are desired from the plate. Before applying the varnish to the gelatine plate it should be slightly warmed to expel all moisture.



The Russell Negative Clasp.



We are now ready to print. The printing and toning outfit consists of a printing frame, a porcelain pan, a vulcanite tray, some ready sensitized paper, a bottle of French azotate, a bottle of chloride of gold and sodium, a glass graduate, some hyposulphite of soda, a glass form, a Robinson trimmer, some sheets of fine card-board, a jar of parlor paste, and a bristle brush.


The printing process is simple. Ready-sensitized paper before being printed upon requires a preliminary preparation, that of fuming in the vapors of ammonia. The wooden box in which the printing materials are packed is so constructed as to serve as a fuming closet. See label on box. After the

paper has been exposed to the ammonia vapors for thirty minutes it is ready for the printing frame. Lay a piece of the sensitized paper face downward upon the face of the negative



The Printing Outfit.

which rests in a frame. Close the back and secure it firmly by means of the springs. Then carry the frame to a place where the sunlight can fall upon it and leave it there until the picture is clearly seen. It should appear a little darker than the finished picture is desired to be, for the subsequent processes of toning and fixing bleach the print considerably. When the desired number of prints are made we are ready for the "toning" and "fixing" processes.




The Scovill Printing Frame.

Prepare a toning bath sufficient for the number of prints to be toned. Dissolve the contents of the bottle labelled chloride of gold and sodium (fifteen grains by weight) in fifteen ounces of water, and label the

bottle, "Chloride of Gold Solution." Take one ounce of French azotate, one and one-half ounces of the chloride of gold solution, and add six ounces of water, and we have a toning bath which works well. First, wash the prints in several changes of water, and add to the last a little of saturated solution of common washing soda. Then take seven ounces of the toning solution and change the prints to the pan containing it. Here they should be turned over and over to ensure even toning. The toning process should go on until the dark part of the pictures have a very faint purplish tint and the white portion is clear. Then wash the pictures, but preserve the toning solution.

The pictures should now be left for twenty minutes in a solution composed of four ounces of hyposulphite of soda, to which a few drops of ammonia may be added. This solution should be prepared a day or two in advance. It "fixes" the prints. Give the pictures a final and effectual washing. After they are dried, lay them out one by one and, using the Robinson trimmer, cut them to the desired size.



Robinson Trimmer.

Now spread over the back of each print, in turn, some parlor paste and lay them down on sheets of cardboard or in an album; this is called mounting. Lay a piece of brown or white paper over the print and rub upon it with a paper cutter or flat ruler from centre to edges until the print lies perfectly flat on the mount beneath.

The prints are now ready for burnishing, but this is not necessary, and in the opinion of many does not add to their artistic value.

The mounting may be done in any light, but the toning process should be conducted in a dark or dimly lighted room and the prints should be kept in a box or drawer where the strong sunlight will not reach them until ready for the toning process.

Further and more explicit directions for making photographs and descriptions of the latest and most advanced methods and branches of photography may be obtained by reading "THE PHOTOGRAPHIC INSTRUCTOR," edited by W. I. Lincoln Adams, and containing an appendix on the nature and uses of the various chemicals and substances employed in photographic practice by Prof. Charles Ehrmann; also "THE PHOTOGRAPHIC NEGATIVE" and "PHOTOGRAPHIC PRINTING METHODS," both by the Rev. W. H. Burbank.




# DESCRIPTIVE CATALOGUE

OF

## REQUISITES


FOR THE

### AMATEUR PHOTOGRAPHER.



Old Style Equipment.

THE introduction of Dry-Plates and the impetus given by them to the cause of Amateur Photography, created a demand for light and compact apparatus that could be easily carried about. That demand we *anticipated and first met* by the introduction of apparatus especially designed for the use of amateurs.



New Style Equipment.

The Cameras we make for amateurs are not mere toys—they have been used and approved by eminent photographers. Certainly no apparatus can compare with that made by their American Optical Co.'s Factory, in durability, accuracy and elegance of finish. It is in use in all parts of the globe, and has by merit won this wide-spread reputation. Be not deceived by what is copied after it.


Every article enumerated in this Catalogue has the guarantee of The Scovill & Adams Co., well known throughout the world for fair and honorable dealing as well as for the superiority of their photographic apparatus and specialties.

## FAVORITE APPARATUS OUTFITS

All Articles of which are Warranted Accurate in Every Respect.

These Outfits are lighter, more compact, far handsomer and more accurate than any which are offered at the same price. Many professional photographers have bought them and use them constantly.

FAVORITE OUTFIT A, price \$10.00, comprises



A FAVORITE VIEW CAMERA to produce 4x5 inch pictures, with *vertical shifting front, single swing movement*, rubber bellows and folding platform, with *patent latch* for making bed rigid instantaneously,

1 Scovill Double Dry Plate Holder (Reversible), with *patent Registering Slides*.


1 Taylor Improved Folding Tripod.

1 No. A "Waterbury" Achromatic Lens, with *revolving diaphragm*.

1 Carrying Case.

5½x7 Favorite Outfit, - - - - Price, \$12.00

FAVORITE OUTFIT B, price \$12.00, comprises



A FAVORITE VIEW CAMERA, to produce pictures 5x8 inches, with *vertical shifting front, single swing movement*, rubber bellows and folding platform, with *patent latch* for making bed rigid instantaneously; also

1 Scovill Double Dry Plate Holder (Reversible), with *patent Registering Slides, and with Kits*.


1 Taylor Improved Folding Tripod.

1 No. B "Waterbury" Achromatic Lens with *revolving diaphragms*.

1 Carrying Case.

Favorite Outfit B, with Instantaneous Shutter, - - - - \$13.00

FAVORITE OUTFIT C, price \$18.50, comprises



A FAVORITE VIEW CAMERA, to produce 5x8 inch pictures, with *vertical shifting front, single swing movement*, rubber bellows and folding platform, with *patent latch* for making bed rigid instantaneously.

This Camera is constructed so as to make either a *Picture* on the full size of the plate (5x8 inches), or by substituting the *extra front* (supplied with the outfit) and using the pair of lenses of shorter focus, it is admirably adapted for taking *stereoscopic negatives*. Included in this outfit are also

1 Scovill Double Dry Plate Holder (Reversible), with *patent Registering Slides, and with Kits*.

1 B "Waterbury" Achromatic Lens, with *revolving diaphragms*.

1 Pair "Waterbury" Achromatic Matched Stereoscopic Lenses.

1 Taylor Improved Folding Tripod.

1 Carrying Case.

FAVORITE OUTFIT D, price \$15.00, comprises

A FAVORITE VIEW CAMERA to produce pictures 6½x8½ inches, with *vertical shifting front, single swing movement*, rubber bellows and folding platform, with *patent latch* for making bed rigid instantaneously; also

1 Scovill Double Dry Plate Holder (Reversible), with *patent Registering Slides and with Kits*.

1 Taylor Improved Folding Tripod.

1 No. BB "Waterbury" Achromatic Lens with *Revolving Diaphragms*.

1 Carrying Case.

FAVORITE OUTFIT E, price \$25.00, comprises

A FAVORITE VIEW CAMERA to produce pictures 8x10 inches, with *vertical shifting front, single swing movement*, rubber bellows and folding platform, with *patent latch* for making bed rigid instantaneously; also

1 Scovill Double Dry Plate Holder (Reversible), with *patent Registering Slides, and with Kits*.

1 Taylor Improved Folding Tripod.

1 No. C "Waterbury" Achromatic Lens with *revolving diaphragms*.

1 Carrying Case.



**EQUIPMENT A-A-A.—Price, \$20.00.**

Complete in every Requisite for making the Highest Class Pictures.

LACKING NOTHING FOR VIEW TAKING, DEVELOPMENT AND THE PRINTING AND MOUNTING OF PHOTOGRAPHS.

Consisting of *Favorite Apparatus* Outfit A.....\$10 00  
Also 1 *Developing* Outfit 4 x 5 (see page 16)..... 5 25  
" 1 *Printing and Toning* Outfit, 4 x 5 (see page 17)..... 4 87

**5 x 7 FAVORITE EQUIPMENT, \$24.00.**

**EQUIPMENT B-B-B.—Price, \$24.50.**

Complete in every Requisite for making the Highest Class Pictures.

Consisting of *Favorite Apparatus* Outfit B.....\$12 00  
Also 1 *Developing* Outfit 5 x 8 (see page 16)..... 6 50  
" 1 *Printing and Toning* Outfit 5 x 8 (see page 17)..... 6 88

**EQUIPMENT C-C-C.—Price, \$30.00.**

Complete in every Requisite for making the Highest Class Pictures.

Consisting of *Favorite Apparatus* Outfit C.....\$18 50  
Also 1 *Developing* Outfit 5 x 8 (see page 16)..... 6 50  
" 1 *Printing and Toning* Outfit 5 x 8 (see page 17)..... 6 38

**EQUIPMENT D-D-D.—Price, 28.00.**

Consisting of *Favorite Apparatus* Outfit D.....\$15 00  
Also 1 *Developing* Outfit 6½ x 8½ (see page 16)..... 7 00  
" 1 *Printing and Toning* Outfit 6½ x 8½ (see page 17)..... 7 00

**EQUIPMENT E-E-E.—Price, \$40.00.**

Consisting of *Favorite Apparatus* Outfit E.....\$25 00  
Also 1 *Developing* Outfit 8 x 10 (see page 16)..... 8 50  
" 1 *Printing and Toning* Outfit (see page 17)..... 8 50

**NE PLUS ULTRA OUTFITS.****4 x 5 Ne Plus Ultra Outfit, price \$9.00, comprises**

A 4 x 5 Ne Plus Ultra Camera, which has single swing, rubber bellows, removable front and folding platform.

- 1 Patent Double Dry Plate Holder.
- 1 Taylor Folding Tripod.
- 1 No. A Waterbury Achromatic Lens with Revolving Diaphragm.
- 1 Wooden Carrying Case.

**5 x 8 Ne Plus Ultra Outfit, price \$10.00, comprises**

A 5 x 8 Ne Plus Ultra Camera, which has single swing, rubber bellows, removable front and folding platform.

- 1 Patent Double Dry Plate Holder.
- 1 Taylor Folding Tripod.
- 1 No. B Waterbury Achromatic Lens with Revolving Diaphragm.
- 1 Wooden Carrying Case.

**6½ x 8½ Ne Plus Ultra Outfit, \$14.00.**

# SCOVILL'S Pure Chemicals & Accessories

FOR MAKING NEGATIVES.



We offer for use with any Outfit to make pictures 4 x 5 inches, the following goods packed securely in a wooden case :

- |   |                                 |
|---|---------------------------------|
| 1 pkg. S.P.C. Carbonate Soda Developer, | 1 lb. Alum,                     |
| 2 4 x 5 Glass Pans,                     | 1 bot. S.P.C. Negative Varnish, |
| 1 4 oz. Graduate.                       | 1 doz. 4 x 5 Dry Plates,        |
| 1 Minum Graduate,                       | 1 Scovill Focusing Cloth,       |
| 1 oz. Bromide Ammonium,                 | 1 Ruby Lantern,                 |
| 1 lb. Hyposulphite Soda,                | 1 Adt Manipulator.              |

**PRICE, COMPLETE, \$5.25.**

For use with any 5 x 8 Outfit we supply the same goods, with the exception of the substitution of 5 x 8 Pans and Plates for the 4 x 5 size.

**PRICE, 5 x 7 DEVELOPING OUTFIT, \$6.35.**

- |           |   |         |
|-----------|---|---------|
| " 5 x 8   | " | " 6.50. |
| " 6½ x 8½ | " | " 7.00. |
| " 8 x 10  | " | " 8.50. |

**S. P. C.**

Outfit for Printing, Toning, Fixing and Mounting 4 x 5 Pictures.

- |                            |                         |                               |
|----------------------------|-------------------------|-------------------------------|
| 1 4x5 Flat Printing Frame. | Price complete, \$4.87. | 1 Ounce Bromide of Potassium. |
| 2 4x5 Glass Pans.          |                         | 2 Dozen Collins' Cards.       |
| 2 Dozen 4x5 Bromide Paper. |                         | 1 Jar Parlor Paste.           |
| 1 Set Eikonogen Developer. |                         | 1 Bristle Brush.              |
| 1 Two-ounce Graduate.      |                         | 1 4x5 Glass Form.             |
| 1 Pound Hyposulphite Soda. |                         | 1 Straight Trimmer.           |

Securely packed in a box, which serves also for a fuming box.



**S. P. C.**

Outfit for Printing, Toning, Fixing and Mounting 5 x 8 Pictures.


This outfit is like the one on preceding page, but with Printing Frame, Glass Tray, Sensitized Paper, and Card-board adapted for 5 x 8 Pictures.

Price complete, \$6.33. Securely packed in a Paper Box.

- 6½ x 8½ Printing and Toning Outfit. Price, \$7.00.**  
**8 x 10 " " " " " 8.50.**

**THE SCOVILL**  
A. B. C.

**Photographic : Outfits**



INCLUDING


**Landscape Lens, Dry Plates, Developing AND Printing Materials**

**AND ALL NECESSARY REQUISITES FOR MAKING A FINISHED, MOUNTED "BLUE" PRINTED PHOTOGRAPH.**

The No. 1 A. B. C. Photographic Outfit consists of view camera for making 3¼x4¼ pictures, with a quick-working lens; 6 rapid dry-plates; 2 japanned iron trays; 2 packages of S. P. C. developer (Nos. 1 and 2); a package of hypo; 1 printing frame; half dozen sheets ferro-prussiate paper; half dozen card mounts; 1 sheet of ruby paper, with full instructions for lighting the dark-room and constructing a ruby lamp; 1 Russell negative clasp.

- No. 1—Price, complete . . . . . \$2 00  
 No. 2 A. B. C. Outfit comprises all that is included in the No. 1 Outfit, and the necessities to make black and white pictures.  
 Price, complete . . . . . \$2 50

## THE AMERICAN Scholar's' Complete Outfit.



### No. 1 SCHOLARS' OUTFIT,

#### CONSISTING OF

- 1— $4\frac{1}{4} \times 5\frac{1}{2}$  Camera, fitted with
  - 1— $4\frac{1}{4} \times 5\frac{1}{2}$  Dry Plate Holder,
  - 1—Single Achromatic Lens and
  - 1—Tripod;
  - 1—doz.  $4\frac{1}{4} \times 5\frac{1}{2}$  Gelatine Dry Plates,
  - 2— $4\frac{1}{4} \times 5\frac{1}{2}$  Japanned Trays,
  - 1—3 oz. bottle S. P. C. Pyro and Potash Developing Solution No. 1,
  - 1—3 oz. bottle S. P. C. Pyro and Potash Developing Solution No. 2,
  - 1—6 oz. package of Hyposulphite of Soda,
  - 1—package  $4 \times 5$  S. P. C. Ready Sensitized Albumen Paper,
  - 1—3 oz. bottle S. P. C. Toning Solution No. 1,
  - 1—3 oz. “ “ “ “ No. 2,
  - 1—sheet of yellow Post Paper, and
- Full directions for making Photographs with the above, packed securely in a neat wooden box.

**No. 1.—Price, \$5.00.**  
Extra Holders, each, \$0.75.

No. 2 Scholars' Outfit comprises same apparatus, materials, etc., as above, but of size suitable for  $3\frac{1}{4} \times 4\frac{1}{4}$  photographs.

**No. 2.—PRICE, \$4.50.**  
Extra Holders, each, \$0.65.

## THE SCOVILL Wonder Equipments.

### THE NO. 1 EQUIPMENT CONSISTS OF

- 1  $4 \times 5$  Wonder Camera,
- 1 Wonder Lens,
- 1 Folding Tripod,
- 1 Double Plate Holder,
- 1 Package S. P. C. Ferrous Oxalate Developer,
- 2 Japanned Iron Trays,
- 1 Package Hyposulphate Soda,
- 1 Ruby Lantern,
- 1 Rubber Focus Cloth,
- 1 Package Carbutt's  $4 \times 5$  Dry Plates,
- 1 Package Sensitized Paper,
- 1  $4 \times 5$  Flat Printing Frame,
- 1 Jar Paste,
- 1 Package Mounts, round corners, (Crimson),
- 1 Set S. P. C. Toning Solution,
- 1 Ounce Graduate,
- 1 Manual.

PRICE.

**No. 1, for  $4 \times 5$  Pictures, \$7.50.**

**No. 2, “  $4\frac{1}{4} \times 6\frac{1}{2}$  “ 10.00.**

**No. 3, “  $5 \times 7$  “ 12.00.**

## THE ECONOMY OUTFITS.

The Economy View Cameras are made of well-seasoned mahogany, polished, and are fitted with the Howe Patent Reversible Back. They have single-swing and rack and pinion focusing adjustments, vertical shifting front, extra front board, double holder with registering slides, rubber cone bellows; brass trimmings and canvas carrying case.

The Economy Lenses fill the want experienced by thousands for a good, low-priced rectilinear wide-angle lens, with which they can get artistic effects in perspective at short distances.

**$6\frac{1}{2} \times 8\frac{1}{2}$  ECONOMY OUTFIT, Complete, Price, \$40.00**

COMPRISING :

- One  $6\frac{1}{2} \times 8\frac{1}{2}$  Economy View Camera, described above.
- One  $6\frac{1}{2} \times 8\frac{1}{2}$  Rectilinear Lens, described above.
- One Taylor Folding Tripod.


Above at list prices, \$50.25. When sold complete, \$40.00.

**$8 \times 10$  ECONOMY OUTFIT, Complete, \$44.00**

(At list prices, \$56.25.)

# WATERBURY OUTFITS,

With Double Film Holders, or with Glass Plate Holders.



THE WATERBURY CAMERAS, introduced in 1885, are like other cameras and apparatus made by the American Optical Company—unapproachable!

They are made of mahogany, are well polished, have rubber bellows, folding platform, *patent latch* for making bed rigid instantaneously, single swing, vertical shifting front, and are as light and compact as substantial cameras can be constructed.

**4x5 Waterbury Outfits, Complete.....\$12 00**

CONSISTING OF

- 1 Single Swing Camera, described above.
- 1 Light Weight Double Dry Holder, with *Patent Registering Slides*.
- 1 Wooden Carrying Case.
- 1 Improved Taylor Tripod.

1 No. A Waterbury Lens *with Revolving Diaphragm*.

LATEST SIZES INTRODUCED	{	4½x5½ Waterbury Outfit, complete.....	\$13 00
		4½x6½ " " " " .....	14 00
		5x7 " " " " .....	16 00

**5x8 Waterbury Outfits, Complete.....\$16 50**

CONSISTING OF

- 1 Single Swing Camera, described above.
- 1 Light Weight Double Dry Holder, with *Patent Registering Slides*.
- 1 Wooden Carrying Case.
- 1 Improved Taylor Tripod.
- 1 No. B Waterbury Lens *with revolving diaphragm*.

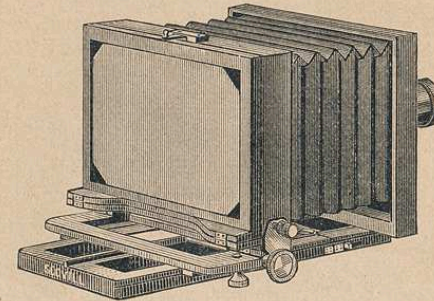
**5x8 Waterbury Outfit, with Instantaneous Shutter.\$17.50**

**6½x8½ Waterbury Outfits, Complete..... 20.00**

CONSISTING OF

- 1 Single Swing Camera, described above.
- 1 Light Weight Double Dry Holder, with *Patent Registering Slides*.
- 1 Wooden Carrying Case.
- 1 Improved Taylor Tripod.
- 1 No. BB Waterbury Lens *with revolving diaphragm*.

# Elite View Outfits



## AN ELITE VIEW OUTFIT COMPRISES:

One Single Swing Mahogany-polished Camera, with vertical shifting front; Rubber Folding Bellows and Rack and Pinion Focusing Adjustment.

By means of the side plate the Camera may be reversed when vertical views are desired. To this Camera, which is very light and compact, is fitted one of the incomparable Light Weight Holders, with Patent Registering Slides. The Outfit also comprises

A SCOVILL EXTENSION TRIPOD,

A WATERBURY ACHROMATIC LENS,


WITH REVOLVING STOPS,

AND A CARRYING CASE.

## PRICE LIST IS AS FOLLOWS:

Size of View.	
4¼ x 6½ .....	\$17 00
5 x 7 .....	17 50
5 x 8 .....	18 00
6½ x 8½ .....	22 00

## The Flandreau Outfits.



THE Flandreau Camera folds up in so compact a form that the smaller size may be carried in a large overcoat pocket. In fact it embodies the advantages of the Scovill Tourist Camera, with much that is new and improved. The rods which are used to move forward the front of the camera are nicely adjusted, and are polished and nickel-plated, so that they add to the handsome appearance of the camera, and contrast well with its polished mahogany surface and the dark hue of its bellows. In addition to this portable arrangement, the Flandreau box is reversible, has a liberal swing back and front and rising front board. The bellows is cone shaped, and focuses by the forward movement. When closed for carrying the bed becomes a closing front board which is firmly secured at the top by a spring. The tripod head is fastened to this board so that, in adjusting, all that is necessary is merely to lower the front and fasten the tripod legs to the top, which is already secured beneath the board. The swing is held in any position by a new and very clever device. The ground glass is hinged, as in English cameras, to throw over the top of the instrument.

**4 x 5 Flandreau Outfit consists of 4 x 5 Flandreau Camera, with**  
 1 Daisy Double Dry Plate Holder, with *Patent Registering Slides*.  
 1 Scovill Adjustable Tripod No. 1.  
 1 Canvas Carrying Case.

**Price, complete, \$20.00.**

**5 x 7 Flandreau Outfit consists of 5 x 7 Flandreau Camera, with**  
 1 Daisy Double Dry Plate Holder, with *Patent Registering Slides*.  
 1 Scovill Adjustable Tripod No. 2.  
 1 Canvas Carrying Case.

**Price, complete, \$25.00.**

## Centennial Outfits.

(Introduced in 1876.)


**CENTENNIAL OUTFIT No. 202, price \$22.00,** Consists of  
 A MAHOGANY POLISHED CAMERA for taking pictures 4x5 inches, with  
*Folding Bellows Body*, single swing, hinged bed, and brass guides. It  
 has a shifting front for adjusting the sky and foreground, with  
 1 Daisy Double Dry Plate Holder, with *Patent Registering Slides*; also  
 1 Canvas Carrying Case.  
 1 No. 1 Scovill Adjustable Tripod.

**CENTENNIAL OUTFIT No. 202, with Optimus**  
 Instantaneous Lens..... price **\$32.00.**

**CENTENNIAL OUTFIT No. 202 A.....price \$24.00,**  
 The same as No. 202, but with Camera for taking pictures  $4\frac{1}{2} \times 5\frac{1}{2}$  inches.

**CENTENNIAL OUTFIT No. 202 B.....price \$26.00,**  
 for pictures  $4\frac{1}{2} \times 6\frac{1}{2}$  inches.

**CENTENNIAL OUTFIT No. 203, price \$30.00,** Consists of




A FOLDING MAHOGANY CAMERA, well  
 known as the '76 Camera (see illustration). It is adapted for taking 5 x 8  
 inch pictures, and also for stereo-  
 scopic views—together with

1 Daisy Double Dry Plate Holder, with  
*Patent Registering Slides*; also

1 Canvas Carrying Case.

1 No. 1 Scovill Adjustable Tripod.

**CENTENNIAL OUTFIT No. 204, price \$36.00,** Consists of



A FOLDING MAHOGANY CAMERA of finest style and finish for taking  $6\frac{1}{2} \times 8\frac{1}{2}$   
 inch pictures, with

1 Daisy Dry Plate Holder, with *Patent Registering Slides*; also

1 Canvas Carrying Case.

1 No. 2 Scovill Adjustable Tripod.

We recommend the purchase and use with the above Outfits of a  
 Lens or Lenses selected from the list on page 49.


For Developing and Sensitized Paper Outfits to be used with the above,  
 refer to pages 16 and 17.

# Albion Cameras.



THE following illustrations and description are given to assist in determining the choice of those who want a camera that is "quite English, you know."

## TURN-TABLE.



ALBION CAMERA OUT OF CASE (FOLDED).

they do not become clogged at any time—a defect in all imported cameras. There is also no need of a regulator or fastener for this turn-table. In whatever direction the camera is turned it remains until moved by the photographer. The extreme accuracy and nicety of the working of the Scovill turn-table can only be fairly appreciated when tried.

**COMPACTNESS.** Before passing from the Scovill turn-table, it is well to bear in mind that serving as a tripod top, it does away with the necessity of any other, and the bothersome tripod screw. In the highest degree, compatible with the requisite strength, the Albion Camera is compact and portable.


The Albion Cameras are provided with the Scovill turn-table, whose excellence is due, not only to the fact that it has an open center into which the lens projects, thus doing away with the necessity of unscrewing the lens every time the front board of the camera is turned down in order to fold the camera, but what is of equal importance, the bearings of the turn-table are so nicely adjusted, that

## CARRYING CASE.



CANVAS BAG FOR ALBION CAMERA.


A glance at the fine carrying case provided for the Albion Camera is sufficient to convince one of its compactness. This case is lined with the best canton flannel, and has a leather partition to separate the camera from the holder.



ALBION TRIPOD.

**ALBION TRIPOD.** While folding compactly, as here shown, the Albion Tripod is readily extended and firm enough to support, without vibration, a 10x12 view camera. The binding straps are attached to one of the legs, so that they are always there when wanted.

The Albion Camera has the Howe patent reversible back, is arranged for double swing and a single swing front, and, when used with the SHIFTING FRONT, the extreme possibility of tilting is attained. The tallest towers must come down to the ground-glass screen, which, in common with all cameras of the English pattern, is hinged so that it may throw over the top of the camera or behind the holder when that is in use.




ALBION CAMERA EXTENDED.

The cut showing the Albion Camera partly folded, and the one showing the great length of platform when the extension bed is fully drawn out, really make extended comment unnecessary, but it will not do to pass by so lightly the DOUBLE PLATE HOLDERS fitted to the Albion Camera. All of the imported English holders (double backs, "you know"), warp when subjected to the severe test of our climate, and the slides refuse, without provocation, to move.

We have not or do not propose to imitate them, but fit the Albion Cameras with double holders, which we guarantee not to warp, and we put in them our patent Registering (Record) Slides.

The marked superiority of the Albion Cameras over any and all styles of English make will be more apparent on examination, or, better still, through using one of them.



ALBION CAMERA AND TRIPOD.

**PRICE-LIST OF ALBION CAMERAS.**

Each with Albion Tripod and Extra Fine Canvas Carrying Case.

No.	Size.	Price
550—4 $\frac{3}{4}$ x 6 $\frac{1}{2}$	"	\$47 00
" 551—5 x 7	"	48 00
" 552—5 x 8	"	49 00
" 553—6 $\frac{1}{2}$ x 8 $\frac{1}{2}$	"	50 00
" 554—8 x 10	"	60 00


AMERICAN OPTICAL CO'S

**Star View Cameras.**

(PATENTED.)

The Star Reversible Back Cameras have the patent reversible back, with automatic latch, which allows Holder to be inserted without holding back the ground-glass frame, the rack and pinion movement, and the *patent latch* for making the bed rigid instantaneously.

Each Camera is supplied with one Daisy Holder with *patent Registering Slides* and canvas case.



STAR REVERSIBLE-BACK CAMERAS.

No.	For View.	Single Swing-back.	Double Swing-back.
110	4 x5	\$25 00	\$29 00
111	4 1/4 x 5 1/2	26 00	30 00
112	4 1/4 x 6 1/2	30 00	34 00
113	5 x7	32 00	35 00
114	5 x8	34 00	38 00
115	6 1/2 x 8 1/2	36 00	40 00
116	8 x10	40 00	44 00
117	11 x14	60 00	64 00


Not made above 11x14 size.

Canvas cases to contain Camera with more than one Holder made to order at extra price.

**REVOLVING-BACK CAMERAS.**

(PATENTED.)

Each Incased in a Canvas Bag, with Handle.



(BACK FOCUS PATTERN.)

"These are the finest View Cameras ever constructed," so says every photographer who has examined any of them, and this exclamation is not merely a tribute to the beauty and grace of their design, for invariably the desire has at the same time been expressed to possess one of these truly novel and substantial Cameras.


Wherein lies the merit and attractiveness of the Revolving-Back Camera, that photographers want to cast aside cameras now in use and procure one of this new pattern? Briefly stated, it enables the view taker to secure either an upright or a horizontal picture without changing the plate holder after it has been slid into the carriage. No other camera can with such wondrous ease and celerity be changed from the vertical to the upright or *vice versa*. The carriage is simply turned about in the circle and automatically fastened. By this latter provision the carriage may be secured at either quarter of the circle. Ordinarily, the slide will be drawn out of the holder to the right; but in certain confined situations, the ability to withdraw the slide to the left enables the photographer to obtain a view which he could not get with the usual provision in a camera. The photographer of experience is well aware of the difficulty, when taking an upright picture with a large camera without the revolving back feature, of reaching up to draw out the slide at the top, and, what is more essential, of getting out the slide without fogging the plate in the holder.

Grace and strength are combined in the Revolving-Back Camera, and its highly-desirable features are gained without the sacrifice of steadiness or any other essential principle in a good camera. Indeed, its merit is such that out-door photography has been advanced and made more attractive by its introduction



REVOLVING-BACK CAMERAS.

(PATENTED.)



(FRONT FOCUS PATTERN.)

REDUCED PRICE LIST.

Revolving-back Cameras, each incased in a canvas bag, with handle, and above 14x17 size, with two handles.

No.	REVERSIBLE.	For View	Single Swing.	Double Swing.	
No. 120.		4 x 5 in.	\$27 00	\$32 00	
" 121.	"	4 1/4 x 5 1/2 "	29 00	34 00	
" 122.	"	4 1/4 x 6 1/2 "	31 00	36 00	
" 123.	"	5 x 7 "	33 00	38 00	
" 124.	"	5 x 8 "	35 00	40 00	
" 125.	"	6 1/2 x 8 1/2 "	40 00	45 00	
" 126.	"	8 x 10 "	45 00	50 00	
" 127.	"	10 x 12 "	60 00	65 00	
" 128.	"	11 x 14 " with detachable revolving back.	65 00	70 00	\$90 00
" 129.	"	14 x 17 " " "	75 00	80 00	105 00
" 130.	"	17 x 20 " " "	85 00	90 00	115 00
" 131.	"	18 x 22 " " "	95 00	100 00	130 00
" 132.	"	20 x 24 " " "	115 00	120 00	150 00

These Cameras are fitted with Daisy Dry-plate Holders.

Please state, when ordering any size below 10x12, whether front or back focus is desired.

Revolving-back Cameras, front focus, not made above 8x10 size.



Canvas cases to contain Camera with more than one Holder made to order at extra price.

IRVING VIEW CAMERAS.

The IRVING Camera recently introduced by the American Optical Co. was awarded the highest prize by the judges at the American Institute Fair. They expressed themselves as unable to see how a more complete, compact, light, handsome and serviceable camera could be made.

The Irving Cameras all have swing front in addition to swing back, thus doing away with the necessity for vertical shifting arrangement to the front board. They have the Howe patent reversible back, fitted with self-locking ground-glass frame, and when desired, celluloid is used in place of glass for the focusing screen.

One of the best features of the camera is the absence of detachable screws. An idea of this is conveyed by the illustrations showing the camera when extended and when folded.




A superb canvas case, the finest ever made, is supplied with each one of the Irving Cameras. Price list is as follows:

	Single Swing.	Double Swing.
4 x 5.....	\$27.00	\$32.00
5 x 7.....	33.00	38.00
5 x 8.....	35.00	40.00
6 1/2 x 8 1/2.....	40.00	45.00
8 x 10.....	45.00	50.00

In order to convey an adequate idea of the lightness of these cameras, it is sufficient to say that the 5 x 8 size camera, with ground-glass in frame and holder, weighs only 3 lbs. Without holder, but with celluloid focusing screen, the weight is not more than 2 lbs.


**THE SCOVILL MANIFOLD CAMERA.**



While this camera serves manifold purposes as its name indicates, nothing could be more simple or more easily manipulated. The Manifold Camera has

special advantages peculiar to itself and possesses the greatest number of desirable features which can be combined in a camera without sacrificing lightness and compactness, or having complicated adjustments. The unique device which controls the horizontal and vertical swings was invented by Mr. W. J. Stillman, of the editorial staff of the PHOTOGRAPHIC TIMES. To this has been added a central latch for the purpose of bringing the swing movements within perfect control of the operator. An approximate focus is obtained quickly with the rear portion of the camera, which is provided with the patent reversible back. The fine focus is obtained by means of the rack and pinion movement, moving the front upon which the lens is attached.


While this camera is made to compass the great length of draw shown in



the first illustration, the rear portion of the bed may be wholly detached, and when desired, one-third of the remaining portion of the platform; a great advantage when photographing interiors, when an obtrusive tail board renders focusing almost an impossibility. With one-half of the bed taken

off, this camera is still of the usual length of draw. The ground glass, when not in use, is displaced, *not detached*, by having the plate holder slid in front of it. This arrangement of ground glass and plate holder is shown in the second view. Still another noticeable feature is the absence of clamping screws from the front boards, to move which one needs but to press firmly against the lens. The bed folds in front of and behind the camera, and has the patented latch.

PRICE LIST, including Canvas Case for Camera and one Holder.




No. 140. 3 1/4 x 4 1/4 size \$30 00	No. 143. 4 3/4 x 6 1/2 size \$38 00	No. 145. 6 1/2 x 8 1/2 size \$45 00
141. 4x5 size... 32 00	144. 5x7 size... 38 00	146. 8x10 size... 50 00

**THE KNACK DETECTIVE CAMERA.**

TO MEET the demand for a cheap Detective Camera within the reach of the youth, and of those who want to make but a moderate investment in photographic appliances, we have introduced the

**K  
N  
A  
C  
K**

**DETECTIVE CAMERA,**



which is made in two styles, *i. e.*, finished in the natural wood or covered with leather.

The whole front of this Camera is hinged, which is a great convenience. The Camera has a Recessed Finder, an Instantaneous and Time Shutter with Speed Regulator, Cap for timed exposures, and one Double Dry Plate Holder, and

**Is certainly Lighter and more Compact than any other Cheap Detective Camera in the market, and what is still more important, has a much more Expensive and more Perfect Lens.**


This Double Combination Instantaneous Lens, with Interchangeable Stops, when bought separately costs as much as the whole camera. We are enabled to make a low price on the complete camera because the cameras and Lenses are produced in such large quantities.

We would invite the attention of all parties interested in detective work to the sample pictures made by this camera which are on exhibition in every Photo. Stock house in this country.

Price, No. 1—4 x 5 Knack Camera, Antique Oak, - \$15.00  
 " " 2— " " " Leather Covered, - 17.50

— THE —

## Improved Waterbury Detective Cameras.



### POINTS OF SUPERIORITY.

- Timed and Instantaneous Photographs.** This is the only Detective Camera which is as well adapted for making views as for photographing quickly moving objects. The negatives produced are of such sharpness that they may be enlarged to almost any size. It is in fact,
- The Only Detective Camera** made with plate for tripod, and ground-glass the full size of the plate, just as in an ordinary view camera. This ground-glass is where it cannot easily be broken.
- The Recessed Finder** is fitted to the WATERBURY CAMERA, and it differs from finders ordinarily supplied in that it shows *exactly the same image* as is included on the ground-glass, though diminished in size. Without this accurate finder, one cannot be sure of what is taken in or left out of an instantaneous photograph. It is
- The Least Trouble** of any hand camera, because you can have the negatives developed and the finished pictures delivered directly after making the exposures by sending them to a photographic printer. Where there is no waiting and uncertainty there will be no worry.
- The Instantaneous Lens** in this Camera is not of the "universal focus," distorting, nondescript character, but works with such rapidity and is of such uniform excellence that it has added greatly to the popularity of this Camera.
- In addition to the foregoing special advantages,** the small WATERBURY DETECTIVE CAMERA is lighter and more compact than any other hand camera.
- The Focusing Screw** is beside the Finder.

### PRICE LIST.

Leather Covered.

4 x 5 Waterbury Detective Camera, with 2 Double Holders..	\$25 00
5 x 7 Waterbury Detective Camera, with 2 Double Holders.....	40 00

## The Mascot Camera.

With Roll Holder and Double Plate Holder.

Those who have seen the latest pattern of Knack Detective Camera know how light and compact it is. All who have tried one are willing to concede that the lens fitted to this Camera is finer in every respect than any sent out with other Detectives sold at the same price. It ought to be for it costs over three times as much.


We now have a Camera quite similar to the Knack but fitted with **Eastman-Walker Roll Holder** as well as double Plate Holder which has been named "The Mascot Camera".

The Roll Holder may be used with spools of Film for either 24, 48 or 100 exposures.

	Price, complete,
4x5 size Mascot Camera, Oak Finish,	\$25.00
" " " " Leather Covered,	27.00

EXAMINE ONE! TRY ONE!

# THE TRIAD CAMERA.



When a discovery in photography is announced, it is claimed that the new article will displace everything then in use. These claims are seldom justified. There is generally found a place for the new article, if it has any value, and for the old as well.

For commercial purposes, for instance, such as the reproduction of photographs for illustration, it has been demonstrated that collodion "wet" plates are better than dry plates. For the use of the amateur, on the other hand, dry plates are much better than wet plates. Though many new supports have been tried, the sale of glass dry plates is larger now than ever before. Where only a few pictures are to be made on one day's outing it is not likely that the experienced photographer will dispense with the tried dry plates.

If he is going away for a summer vacation, or for a trip abroad, it is quite likely he will make a large number of pictures, and for that purpose will want a roll holder loaded with continuous films. This will save him the bother of developing while he is away from home, and of changing plates; but he cannot well know what results he has secured until he has exposed the entire roll and has had it developed.

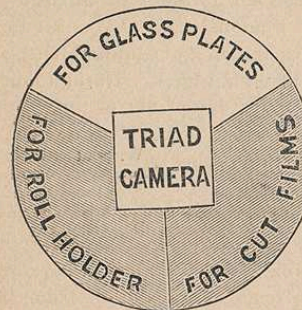
For those who want to use celluloid instead of glass plates, and are not willing to trust to good luck in the exposure of the complete roll of film, we have added to the "TRIAD" camera a double film holder which is very light. If the amateur carries six of these holders (loaded with twelve films) he is well supplied for one day; that is, if he is prudent and aims to get only really good pictures. At night, either in a photographic studio or in his own hotel room, the exposed plates may be put away into safe receptacles, and another lot of unexposed films substituted for them.

The TRIAD Camera is fitted with the latest improved Roll Holder for continuous films, also a double holder for cut films, and another double holder for glass plates, making it a *three-in-one* camera, as its name indicates, and it is unique and alone in that respect.

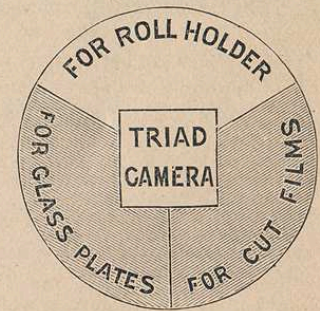
The TRIAD Camera has a Recessed Finder which shows *exactly the same image* as is included on the ground glass, though diminished in size. Without an accurate finder, one cannot be sure of what is taken in or left out of an instantaneous photograph.

This Camera is fitted with an Instantané Rapid Group Lens with easily interchangeable diaphragms—the most satisfactory detective camera lens ever made. It has a finder so constructed that the image is identical with that on the ground glass, though of course it is proportionately diminished in size. Usually the finder in a Detective Camera shows simply the image is on the plate, but not its relative size and proportions. The Instantaneous Shutter in this camera is provided with a speed adjuster which works from the outside, and the focusing device and scale are conveniently near the finder. This is very important when one is trying to photograph rapidly moving objects.

For timed exposures use a tripod (easily adjusted to the camera by the plate underneath), open the door at the back, so that the image on the ground glass can be easily seen, set the shutter with the opening opposite the lens, and bring into use the felt cap which fits the opening in front of the camera. By complying with these simple requirements you have a complete camera for timed exposures.



TRADE MARK.



TRADE MARK.

o — PRICE LIST. — o

	Price complete,	Price without Roll Holder,
4x5 Triad Camera, with Roll Holder, Cut Film Holder, Double Dry Plate Holder, and with ground glass focusing screen, - - - - -	\$35 00	\$25 00
5x7 Triad Camera, with Roll Holder, Cut Film Holder, Double Dry Plate Holder, and with ground glass focusing screen, - - - - -	55 00	40 00

# SCOVILL HAND CAMERAS.

PATENTED.



THE SCOVILL HAND CAMERAS have long held the highest rank on account of their finish and superior excellence throughout. Among the latest improvements are the revolving finder, the swing-back, and now to them is added the Instantané Lens at the following list:

	Without swing.	Single swing.
3¼x4¼ Scovill Hand Camera, with Instantané Lens and Double-holders.....	\$55 00	\$60 00
4x5 Scovill Hand Camera, with Instantané Lens and three Double-holders.....	60 00	65 00
4¼x6½ Scovill Hand Camera, with Instantané Lens and three Double-holders.....	90 00	95 00
4¾x6½ or 5x7 Scovill Hand Camera, with Instantané Lens and three Double-holders.....	100 00	105 00

## SCOVILL ROLL-HOLDER HAND CAMERAS.


It naturally followed upon the introduction of the Roll-holder that it should be applied to the Scovill Hand Camera, and this has been done in a manner that displays the greatest ingenuity. Attached to each is the Patent Automatic Tally, to record the number of exposures made.

*3¼x4¼ Scovill Hand, with Instantané Lens, Roll-holder, Automatic Tally and one Double Dry-plate Holder.....	\$70 00
*4x5 Scovill Hand Camera, with Instantané Lens, Roll-holder, and one Double Dry-plate Holder.....	75 00

\*NOT MADE WITH SINGLE SWING.

# THE ADVILL CAMERA.

There are many amateur photographers who do not want to be encumbered with glass plates, nor do they want to use films in rolls, as in many roll holders one hundred exposures must be made before any portion of the roll can be developed, and the finished pictures conveniently made. Our new



## "Advill" Camera

—made for either twelve or eighteen cut films—is a happy medium between these extremes. The cut films used

with it may be of different degrees of sensitiveness, and any of them exposed at pleasure. The Lever, which is also the Indicator, may be moved backward or forward. Each film carrier has a number corresponding to a similar number on the outside of the camera. After exposing one film move the indicator along from one number to the next number to get the exposed film out of the way and the unexposed film into place.

It is not necessary to send out an elaborate handbook of instructions with this simple, effective and novel camera. Anyone can see at a glance how to **Set the Shutter, Touch the Release and Turn the Indicator.**

The camera is fitted with an Instantané Lens, which has an arrangement connected with it for changing the stops in the Lens without opening the camera. The shutter is arranged for both timed and instantaneous exposures. Attached to the leather-covered case there is a recessed finder.

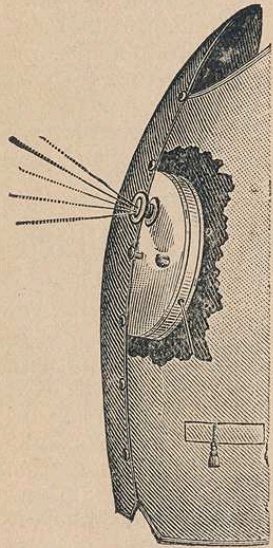
At present we have only a few of these cameras, but expect soon to have a supply, ample to meet the demand.

No. 1, "ADVILL" CAMERA, for 12 4 x 5 Films, Price, - \$35 00

No. 2, "ADVILL" CAMERA, for 18 4 x 5 Films, Price, - - 40 00

No. 3, "ADVILL" CAMERA, for 12 4 x 5 Glas Plates, Price, 35 00

# CONCEALED CAMERAS.



The **Concealed Cameras** are designed for the use of those who wish to photograph, without attracting the attention of any one, the interesting sights met in every-day life, such as picturesque groups, quaint figures, and striking facial expression, where opportunity to sketch or to set up an ordinary camera and tripod, arrange the focus, draw slides, and such manipulation are out of the question. The beautiful results obtained with this Camera, and the ease with which they are secured, make it of great value to artists and detectives.

The **New (No. 2) Concealed Camera** was planned to make pictures of the size suitable for lantern slides. Handsome velvet-lined leather cases are provided with it in which the Cameras are carried or when not worn underneath the vest.


## CONCEALED CAMERAS.

No. 1, in Velvet-lined Case, with $\frac{1}{2}$ dozen plates.....	\$10 00
Keystone Plates, per dozen.....	1 20
No. 2, for Lantern Slides, in Velvet-lined Case, with $\frac{1}{2}$ dozen plates	15 00
Keystone Plates, per dozen.....	1 65

Sample Photographs furnished on application.

## SCOVILL

### Pocket Photographic Outfit for Bicyclists.



WITH WHICH TO SECURE MEMENTOES OF PLEASANT EXCURSIONS.

So popular has amateur photography become among wheelmen, that the two amusements are now often combined. The Camera allows unbounded opportunities to the amateur bicyclist to gather choice landscape views.

#### THE SCOVILL "POCKET" PHOTO-OUTFIT,

Consisting of a  $3\frac{1}{4} \times 4\frac{1}{4}$  "Pocket" Camera, with Double Dry Plate Holder, with *patent Registering Slides* and Hinged Ground Glass. This Camera weighs only 12 ounces.

A UNIVERSAL JOINT BICYCLE ATTACHMENT.

A. S. M. C. INSTANTANEOUS LENS, with Stops.

The "Pocket" Bicycle Camera weighs only 12 ounces.

PRICE, - - - \$12.00.

NICKEL-PLATED BICYCLE ADJUSTABLE SUPPORT..... \$2.50

This has no loose pieces, and is so accurately made as to have no side play.

# The "TOM THUMB" Camera.

Patented May 27, 1889.

**THE "TOM THUMB" CAMERA**, when not in actual use, can be put out of sight in one's pocket. Fig. 1 shows the Camera complete for carrying in the pocket. Fig. 2 is a Black Walnut Case,  $4\frac{1}{2}$  inches each way, for carrying the Camera by hand, and also allowing it to be operated as readily as when out of the case.




FIG. 1.—Size,  $3\frac{1}{2}$  in. square on back;  $2\frac{1}{2}$  in. deep in focal length. Weight,  $7\frac{3}{4}$  ounces. Size of Plate used,  $2\frac{1}{2}$  inches square.

This Camera is perfectly made, nickel plated, handsomely finished, and deserves the eponium, "*Multum in Parvo*." It is furnished with a very light plate holder (a dozen of which may be easily carried in a pocket). A circular diaphragm is provided for inserting in the back of the Camera when round pictures are desired. The Shutter is adapted for both instantaneous and time work; the speed is regulated by the screw D shown in cut. Full instructions for operating, which are simple, are furnished with each Camera.

It must not be imagined that because the Camera is small that it is not good. It takes a picture  $2\frac{1}{2}$  inches square, perfect in every respect; easily developed and printed in the usual manner.

Price complete, \$10.00.

Sensitive Plates, per dozen, 30c.

Extra Plate Holders, 75c. each.

**Developing Outfit, \$2.00.**—Comprising: 1 Ruby Lantern, 2 Trays, 1 Pkg. Developer 2oz., Graduate, 1 lb. Hypo., 1 doz. Plates.

## DIRECTIONS.

The Plate Holder is inserted in the same manner as that of an ordinary camera. See that the shutter is set before drawing the slide. Set the shutter by moving the Arm A until its extremity is engaged by the second Catch C. For an instantaneous exposure release the shutter by pressing catch B. When a time exposure is desired, release Catch C, when the arm will strike B and remain open until released at B, as for instantaneous exposures. The rapidity of the exposure may be regulated by the screw D. To remove Camera from the case, withdraw sliding bottom and pass the Camera downward through the opening.

Universal Focus, 8 ft. and beyond





FIG. 2.

# THE WALMSLEY PHOTO-MICROGRAPHIC CAMERA.

Manufactured by the **American Optical Co.** Now in use by many Colleges and leading Microscopists, and is an efficient, practical and cheap instrument for the purpose.



It is made in two forms: the cheaper, No. 1, (selling for \$18.00) is adapted only to the making of negatives on plates  $3\frac{1}{4} \times 4\frac{1}{4}$ , or  $4\frac{1}{4} \times 5\frac{1}{2}$ , as may be necessary. The complete form No. 2 (costing \$30) is also a miniature enlarging, reducing, and copying camera, admirably adapted to the production of lantern transparencies from any size negative up to  $4\frac{1}{4} \times 5\frac{1}{2}$ .

The camera (of mahogany) is square, carrying a Flammang single plate holder for  $4\frac{1}{4} \times 5\frac{1}{2}$  plates; usable vertically or horizontally, and with kits for  $3\frac{1}{4} \times 4\frac{1}{4}$  plates. The bellows are in two sections, with a central division of mahogany, which carries a removable partition, to which a suitable rectilinear photographic lens can be attached, for enlarging, reducing, or copying. A light-tight door on one side of this wooden section gives ready access to the lens for inserting or removing diaphragms, or other necessary manipulations, whilst a milled head, accessible from the same opening, clamps the lens-bearing section firmly to the bed of the camera at any desired point.

The bellows have an extension of two feet in addition to the length of the box, sliding very smoothly upon V-shaped ways, which for greater convenience are made in two sections, firmly attached to each other by wooden dowels, and a solid brass screw, worked by a milled head.

The bellows are firmly held at any desired point of extension by a cam, operated by a lever conveniently placed at the rear of the focusing screen which latter is hinged at the bottom, and when not in use, lies out of the

way upon the extension bed. The screen itself is of the very finest ground glass, but is used only for arranging the portion of the object to be photographed properly in the center of the plate, as no surface can be ground finely enough to permit the sharp focusing of any delicately-lined object. For this purpose, a circle or disc of thin microscopic covering glass is attached with balsam to the center of the ground glass screen, which clears away all the inequalities of the latter, and leaves an exquisitely fine surface to receive the image, which by using an ordinary focusing glass may be as sharply defined as in the eye-piece of the microscope.

The front of the camera (which is double-shifting, for the purpose of centering), carries a cone-shaped tube, which receives the tube of the microscope when the latter is inclined to a horizontal position, and conveys the image-bearing rays of light therefrom into the body of the camera. This cone is removable, and in its place may be inserted kits, carrying negatives from quarter to half size, for enlargement or reduction to lantern slides as may be desired. Or a front board, bearing a lens, may be inserted in its place, converting the camera into a copying one. Indeed, a more complete instrument for all the purposes for which it was devised could scarcely be conceived or desired.

In use, the camera is attached to a solid platform (which also carries the microscope and lamp) by a screw such as is used with an ordinary tripod. By this means any jar or tremor produced by a passing vehicle or other means, is communicated to microscope and camera alike, preventing any diminution of sharpness in the negative. By this arrangement also, the whole apparatus is so compact that, with the bellows closed, the operator can easily see the image upon the ground glass, and at the same time reach the milled heads upon the microscope controlling the stage and focusing movements, permitting the arrangement of the subject with the greatest nicety. But when the bellows are extended to their full length, some appliance becomes necessary to operate the fine adjustment of focus, whilst the eye can discern the changes upon the screen. This is most simply effected in the employment of a fine cord passing in a groove around the periphery of the milled head of the fine adjustment screw, and thence through a series of hook eyes to the rear of the camera bed, where it is held taut by a couple of leaden weights. The slightest pull upon either cord moves the fine adjustment screw with the utmost nicety.

#### PRICE.

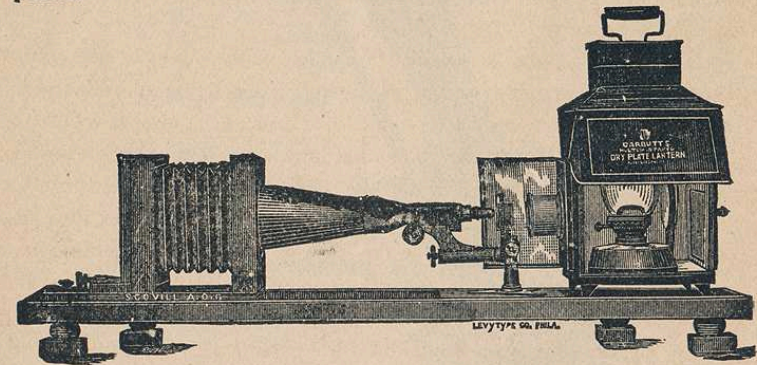
Walmesley Micro-Camera.....	\$18 00
“ “ enlarging, reducing, and copying pattern..	30 00

## SCOVILL'S OUTFIT

### For PHOTOGRAPHING with the MICROSCOPE.

Photographing with the microscope has hitherto been accomplished by the aid of elaborate and costly apparatus, and been applied chiefly to making illustrations for scientific magazines. The process used, that of wet collodion in connection with sunlight, involved the procurement of an expensive heliostat to produce a steady illumination, for with any less powerful light the exposure would necessarily be so prolonged that the coating of the plate would dry and become useless. Now all this is changed, for with the modern improvements in photography which are the result of the introduction of gelatine dry plates, the photographing of microscopic objects becomes as easy of accomplishment as the photographing of the beautiful and visible in nature is with the popular amateur outfits.

The scientist and microscopist, instead of spending hours in making imperfect drawings, aided by the camera lucida, may in a few minutes, with the assistance of photography, produce a more perfect representation of a minute object than it is possible for the hand of man to do, working conjointly with the eye. Not only can an enlarged image of a microscopic object be formed for illustration, but professors in colleges will find it a ready means to produce negatives of a suitable size from which may be made transparencies or magic lantern slides for exhibition to classes or the public.



If this is done in the daytime, a room from which all white light is excluded should be selected; but if used at night, as in most cases it would be, the operations may all be performed in the midst of a family group for their interest and amusement, and to impart to them knowledge of the minute life or organisms of the world which the microscope alone can reveal.

#### Scovill's Photomicroscopic Equipment,

— CONSISTING OF —

- 1 Scovill Special Half Plate Camera.
- 1 Multum in Parvo Lantern, with Double Condenser.
- 1 dozen  $4\frac{1}{2}$  x  $5\frac{1}{2}$  size B Keystone Plates to make Negatives; also
- 1 dozen  $3\frac{1}{2}$  x  $4\frac{1}{4}$  size A Plates for Transparencies.

Price, Complete, \$18.00.

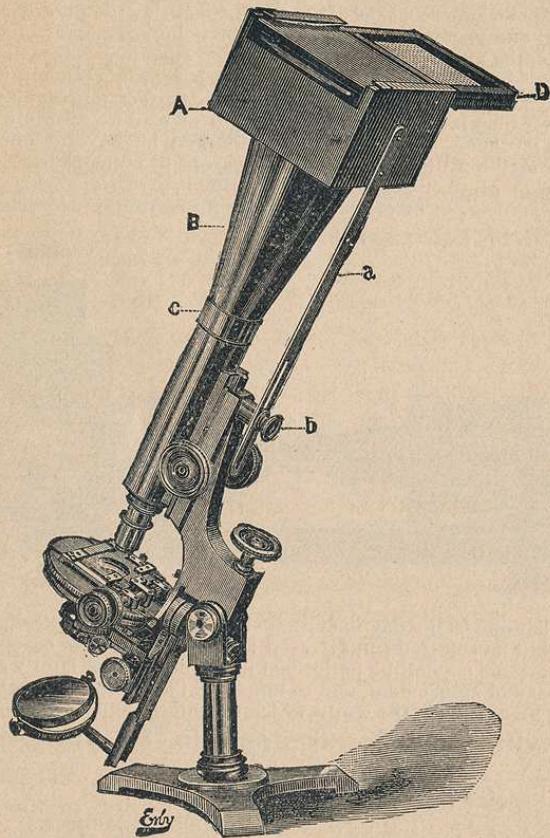
The presumption is that you are provided with a microscope. If not, we recommend the purchase of one from a regular dealer in microscopical goods.

*Circular containing directions for use sent with each outfit.*



# THE MERCER Photo-Micrographic CAMERA.


Size,  $2\frac{1}{2} \times 3\frac{1}{4}$ . Price, \$7.50.



Mercer Camera, shown with Microscope to illustrate working.

This Camera is provided with a Brass Cone and Plate-holder with Ground Glass attached, to slide back and forth in the carriage, as desired.

## The Scovill Enlarging, Reducing and Copying Cameras.



When ordering, please specify number and sizes of kits, also style of Holder wanted.

No. 61.	Size, $6\frac{1}{2} \times 8\frac{1}{2}$ ,	Price, \$30.00	No. 65.	Size, $14 \times 17$ ,	Price, \$72.00
" 62.	" $8 \times 10$ ,	" 35.00	" 66.	" $17 \times 20$ ,	" 90.00
" 63.	" $10 \times 12$ ,	" 48.00	" 66 $\frac{1}{2}$ .	" $18 \times 22$ ,	" 100.00
" 64.	" $11 \times 14$ ,	" 60.00	" 67.	" $20 \times 24$ ,	" 110.00

Special sizes and styles made to order.

The form of construction of this new Camera is made apparent by the illustration here shown. The experienced copyist will not need any such simple directions for use as we append.

### DIRECTIONS FOR USE.


To copy a negative in the natural size, place it in the kit on the front of Camera and button it in. Attached to the center frame of the Camera is a division upon which, on the side toward the Camera front, a Lens is mounted. Suppose this to be a quarter-plate Portrait Lens, the focal length of which we will suppose to be 4 inches—draw back the center frame and the Lens twice the focal length of the Lens (8 inches); slide the back frame with ground glass the same distance from the center frame. To enlarge with the same Lens to eight times the size of the original, the center of the Lens must be  $4\frac{1}{2}$  inches from the negative, and the ground glass be 36 inches from the center of the Lens. To reduce in the same proportion, reverse and have 36 inches from the center of the Lens to the negative, and from the center of Lens to ground glass  $4\frac{1}{2}$  inches.

# OUTFITS FOR LADIES.

**PETITE OUTFIT**, consisting of  $3\frac{1}{4} \times 4\frac{1}{4}$  Single Swing Petite Camera, made of mahogany, polished, with folding platform, patent latch for ditto, double dry-plate holder with registering slides, one jointed adjustable tripod, one  $3\frac{1}{4} \times 4\frac{1}{4}$  Optimus Instantaneous Lens. Price, complete.....\$25.00. When sold separately the total cost of the parts of this outfit is, \$36.00.

**MIGNON OUTFIT**, consisting of  $3\frac{1}{4} \times 4\frac{1}{4}$  Mignon Camera, made of mahogany, finely polished, with folding platform, patent latch for ditto, rack and pinion focusing adjustment, double dry-plate holder with registering slides, one jointed adjustable tripod, one  $3\frac{1}{4} \times 4\frac{1}{4}$  Optimus Instantaneous Lens. Price complete.....\$36.00. When sold separately the total cost of the parts of this outfit is, \$48.00

## THE PETITE CAMERA.




This camera was made to suit the refined taste of one of Vassar's fair students. The design on the part of the manufacturers was to reduce the impedimenta for an outing to the minimum, providing a  $3\frac{1}{4} \times 4\frac{1}{4}$  camera (to make negatives of suitable size for lantern slides), with single swing, folding bed with *patent latch*, vertical shifting front, and other desirable improvements. So well has the design been carried out that many ladies will follow the example of Vassar's pupils, and learn the fascination of picture-taking with one of these finely-polished mahogany cameras. Gentlemen in search of a pocket camera need not seek further. The Petite Camera and an enlarging camera will by many be considered a satisfactory and complete equipment for such photographing as they desire to do.

### PRICE.

Petite Camera with one double Dry-Plate Holder, and *patent Registering Slides*... \$12 00  
 Same Camera with canvas bag, with shoulder strap and Scovill's Adjustable (feather weight) Tripod..... 17 00

# WATERBURY LENSES.



The unprecedented success which has everywhere resulted from the employment of the Waterbury Lenses, for 4x5 and 5x8 plates respectively, induced the Scovill Mfg. Co. to extend the series of this favorite objective. The popular C Waterbury Lens gave an opportunity for producing 8x10 and even 10x12 photographs with the sharpness, detail and brilliancy of the smaller sizes, but after its advent there was still a gap between the 5x8 and 8x10 sizes. The desire to see the Waterbury series complete had led to the production of the BB Waterbury Lens, which covers  $6\frac{1}{2} \times 8\frac{1}{2}$  (the ever-popular 4-4 size) to the extreme edges. In future, revolving diaphragms will be supplied with all of the Waterbury Lenses. In them are cut (with mathematical accuracy) openings in value  $\frac{1}{16}$ ,  $\frac{1}{20}$ ,  $\frac{1}{25}$ ,  $\frac{1}{30}$ ,  $\frac{1}{40}$  respectively.

The Waterbury Lenses are composed of a biconvex crown glass lens cemented to another lens of the plano-convex form, made of the best selected flint glass.

Owing to the great advances in the sensitiveness of emulsion plates, the Waterbury Lenses are now commonly used for groups and for instantaneous views, with the Scovill Safety Shutters, described on another page. No better testimony can be given to the excellence and reliability of these objectives, and the mathematical accuracy with which they are made, than that deduced from the recent test made of 392 lenses of the C series, in which large number only two lenses differed at all in focal length of luminous power from the others.

	Diameter. Inches.	Back-focus. Inches.	
A, Single, for 4 x 5 plate .....	$1\frac{1}{8}$	6	\$3 50
A, Matched pair, stereoscopic... ..			7 00
B, Single, for 5 x 8 plate.....	$1\frac{1}{4}$	10	4 50
B, Single, for 5x8 plate, with patent instantaneous Shutter.....			5 50
BB, Single, for $6\frac{1}{2} \times 8\frac{1}{2}$ plate.....	$1\frac{1}{4}$	$10\frac{3}{4}$	6 00
C, Single, for 8 x 10 plate.....	$2\frac{1}{2}$	16	8 00

# The Scovill Economic Lenses.

These Lenses are intended to fill the want experienced by thousands of successful workers with the Waterbury Lens for a good, low-priced Rectilinear Wide-Angle Lens, whereby they can gain artistic effects in perspective at short distances.

The working qualities are much higher when compared with the finest lenses of this kind, than the low price indicates.

## PRICE SCOVILL ECONOMIC LENSES.

No.	Size of Plate.	Back Focus.	Equivalent Focus.	Price.
2	5 x 8	5 inches.	5½ inches.	\$15 00
3	6½ x 8½	6 "	6½ "	18 00
4	8 x 10	8 "	8½ "	22 00

# Morrison Wide-angle View Lenses.



These Lenses are absolutely rectilinear; they embrace an angle of fully 100 degrees, and are the most rapid, and are universally conceded to be the best *wide-angle* lenses made.

No.	Diameter of Lens.	Size of Plate.	Equivalent Focus.	Price.
0....1	inch..	3¼ x 4¼ inch	.. 2¼ inch, each,	\$20 00
3....1	" ..	4¼ x 6½ "	" .. 4¼ "	25 00
4....1	" ..	5 x 8 "	" .. 5¼ "	25 00
5....1	" ..	6½ x 8½ "	" .. 6½ "	25 00
6....1	" ..	8 x 10 "	" .. 8 "	30 00
7....1½	" ..	11 x 14 "	" .. 10½ "	40 00
8....1½	" ..	14 x 17 "	" .. 14 "	50 00
9....1½	" ..	17 x 20 "	" .. 17 "	60 00
10....1½	" ..	20 x 24 "	" .. 22 "	80 00
11....1½	" ..	25 x 30 "	" .. 28 "	100 00

These 3 sizes will fit into 1 flange.  
 These 2 sizes will fit into 1 flange.  
 These 3 sizes will fit into 1 flange.

Nos. 1 to 6 are all made in matched pairs for stereoscopic work. The shorter focused Lenses are especially adapted for street and other views in confined situations. For general purposes, a pair of No. 5 Lenses will be found most useful.

We desire to call your attention to the

## Morrison Combination Wide-Angle Lenses.

The acknowledged superiority of the Morrison Wide-angle Lenses, and the desire of photographers to have a number representing the various focal lengths in as compact form as possible, rendered it necessary for Mr. Morrison to devise a scheme for combining the various foci in one instrument. This he did a year or two since, and his "Combination" Lenses are now in great demand.

An elegant morocco case, velvet lined, four and a quarter inches long by two and a half wide by one and three-quarter high, contains one eight-inch Wide-angle Lens in its usual brass mounting, with revolving diaphragm, and a set of Lens Cells of four, five, six, and eight inches focal length respectively. These Lens Cells are interchangeable, and the operator is thus possessed of one Lens Combination by which he secures focal length of four, five, six, seven and eight inches, and hence is fully equipped for interior and exterior work from 4x5 to 8x10 in the most confined situations, or for landscapes at nearest and greatest distances from the point of observation.


The device is so simple that it will be readily understood from the following explanation. Put in Cells as follows:

Front.	Back.
5.....with.....4.....	for 4-inch Back Focus.
5.....".....5.....	" 5 "
6.....".....5.....	" 6 "
6.....".....8.....	" 7 "
8.....".....8.....	" 8 "

Thus the operator combines five focal lengths in one Lens. These Lenses if purchased separately, would cost in the aggregate. \$130, thus a saving of \$55 is effected.

- No. 1, price complete in morocco case.....\$75 00
- No. 2, combining four, five, and six inches focal lengths... 55 00

# THE INSTANTANÉ LENSES



The Instantané Lens is perfectly Rectilinear, and entirely free from astigmatism, even when used with its full aperture. It has the most remarkable depth of focus ever produced in any lens of the character.

The Instantané is one of the few lenses that are really Aplanatic. It is guaranteed not only to cover the size plate for which it is sold, but to do this without the least loss of definition on the edge of the plate.

It has a good field, although not so forced a capacity as some, resulting in a considerably larger image of the principal object than any other lens of its size would yield, besides absolute freedom from any distortion whatever.

The several lenses which form the combination of the Instantané are being ground from the newly invented glass which has found such prompt recognition in Europe. By reason of the crystalline purity and whiteness of this glass, the Instantané will be found to answer the most difficult requirements in *Speed*, and to work satisfactorily when others fail.

Having such a remarkably brilliant, yet soft illumination, this lens will be found vastly superior to all others of the Rectilinear class for Portraits. Used with the full opening, it takes a portrait of very superior quality.

The No. 1 size is with full aperture to cover a 4x5 plate, instantaneously.

		Equiv. Focus.	With Iris Diaphragm.	
No. 1,	4 x 5 size	6 inches	\$30 00	\$35 00
No. 2,	5 x 8	8 "	35 00	40 00
No. 3,	6½ x 8½	10 "	50 00	55 00
No. 4,	8 x 10	12 "	60 00	65 00

No. 1, Instantané Lens, with Inst. Shutter and Iris Diaphragm, price \$40.00.

# Scovill's "Peerless" Quick-Acting Stereoscopic Lenses,

FOR PORTRAITURE OR VIEWS.

These Lenses are especially designed for Stereoscopic Photography, and are so constructed that they will work well for interiors or exteriors.

They are particularly adapted for instantaneous work.

Diameter of Lenses, 1½ inch; focal length, 3½ inches.

By removing the back lens and substituting the front combination a focal length of 5½ inches is obtained.

They are supplied with six Waterhouse diaphragms in morocco case.

Price, per pair.....\$25 00

Imitation Dallmeyer Lens.....each, 9 50

" " Lenses, matched for Stereoscopic Work, per pair, 17 00

## SCOVILL'S PORTRAIT LENS,

For 3¼x4¼ and 4x5 Portraits, or in pairs for Stereoscopic Views on 5x8 plate.....price each, \$8 75



## Darlot Hemispherical

WIDE-ANGLE RECTILINEAR VIEW LENSES.

These Lenses embrace an angle of 90 deg., and are valuable for taking views of buildings, interiors, etc., in confined situations, where those of longer focus cannot be used.


Back Focus.	Size View.	Price.
No. 1, 2½ inches.....	For Stereoscopic Work, each.....	\$12 50
" 2, 3 ".....	" " ".....	15 00
" 3, 5 ".....	" " ".....	20 00
" 4, 8 ".....	" " ".....	25 00
" 5, 12 ".....	" " ".....	35 00

## Darlot Rapid Hemispherical View Lenses.

These Lenses embrace an angle of from 60 to 75 degs.; are quick-acting, perfectly rectilinear, and provided with central stops. Will be found very fine lenses for landscapes and outdoor groups; also for copying engravings, maps, architectural subjects, etc.

Back Focus.	Size View.	Price.
No. 1, 5½ inches.....	5x 6.....	\$15 00
" 2, 9 ".....	5x 8.....	25 00
" 3, 10½ ".....	8x10.....	35 00
" 4, 14 ".....	10x14.....	50 00

No. 1 can be had in matched pairs for Stereoscopic Work.



## DESCRIPTION AND PRICES

OF THE

## GUNDLACH RAPID RECTIGRAPHIC.

No.	Size of Plate.	Diam. of Lenses.	Equivalent Focus.	Focus of Back Lens.	Focus of Front Lens.	Price.
0	3 1/4 x 4 1/4	1 3/8 in.	5 in.	8 in.	11 in.	\$14 00
1	4 x 5	1 "	6 1/4 "	10 "	13 1/2 "	20 00
1 1/2	4 1/4 x 6 1/2	1 1/8 "	7 "	11 "	14 3/4 "	25 00
2	5 x 8	1 1/4 "	8 1/2 "	13 1/2 "	18 "	30 00
3	6 1/2 x 8 1/2	1 1/2 "	11 "	17 "	23 "	38 00
4	8 x 10	1 3/4 "	13 "	20 1/2 "	28 "	50 00
5	10 x 12	2 "	16 "	25 1/4 "	34 "	64 00
6	11 x 14	2 1/4 "	18 1/2 "	29 1/4 "	39 1/2 "	76 00
7	14 x 17	2 3/4 "	22 "	34 3/4 "	47 "	100 00
8	17 x 20	3 1/4 "	26 "	41 "	56 "	125 00

The brilliancy of the image and especially the flatness of field and fine definition at the extreme margin of the plate place these new lenses decidedly ahead of any others.

The two triplets constituting the new lenses are of *different focal length*, the back lens having a much shorter focus than the front lens, and their relative curvatures are so calculated as to secure perfect *optical* (not geometrical) symmetry of the compound, and at the same time, to form perfect achromatic and aplanatic objectives, for themselves, if used singly. This novel plan offers the important advantage that these new lenses now in fact contain or consist of *three* objectives of different powers or focal lengths, which are of the following approximate proportion:

Equivalent of Compound 2,  
Back lens alone 3,  
Front lens alone 4,

thus giving, on the same plate, pictures differing in size about as 2 to 3 to 4. To use the back lens alone the front lens is to be removed and the hood screwed into its place. To use the front lens alone, the back lens is to be removed and the front lens screwed into its place. The focal lengths of the compound and of each separate lens are engraved on the mounts of the lenses.

## STEINHEIL LENSES.

QUALITY, not quantity, governs in determining the price of lenses. By an examination of the following price list, which supercedes all previous ones, it will be seen that Steinheil lenses are sold lower than any first-class lenses with which alone they may be compared. The introduction of Steinheil lenses marked an important advance in photographic optics.

### HOW TO SELECT A STEINHEIL LENS.

In order to meet the various requirements, and to insure in each special case as perfect work as possible, we make lenses of different constructions.

Our lenses are divided into six *series*, presented in the order of their respective rapidities. Each series begins with No. 1 for the smallest size, and continues upwards. To avoid errors, it is therefore necessary in ordering to quote both the number of the series and the number of the lens in the present catalogue.

All our lenses are rectilinear and are strictly corrected for spherical errors and chemical focus.

They are free from disturbing reflections, and strongly illuminated objects can be taken with them without producing flare or light spots. They are, moreover, constructed so as to give the greatest possible equality of definition over the whole picture.

In focusing with these lenses always use largest stop and focus on object of chief interest. Then without changing focus insert proper diaphragm to secure depth in foreground and background.

The scientific basis of our establishment and the precise methods employed both in the manufacture of our astronomical and photographic apparatus, enable us to produce lenses of such uniform accuracy, that the means of most vigorous testing at our command fail to reveal any differences in the instruments we send out.

We make it a special point never to supply a lens which is capable of improvement at our hands.

According to the principle involved in their construction, our lenses are divided into two classes, viz. *Antiplanetic* and *Aplanatic*.

#### Antiplanetic Lenses.

(Patented in United States and Europe.)

Briefly stated, these lenses which are the result of a series of calculations extending through several years, are composed of two non-symmetrical combinations each of as great but opposite faults as possible, which

correct each other. One combination has a shorter focus than the objective as a whole, and the other has a negative focus. The combinations are placed closely together.

By the peculiar construction, as described above, differing widely from the usual forms, it has been possible to correct to a considerable extent the hitherto greatest defect in photographic objectives, viz., "Astigmatism," and the consequent rapid decrease of definition from the center to the margin of the picture.

The result is greater sharpness and depth distributed more equally over a larger and strictly even picture, before any decrease in definition is perceptible.

Illumination, too, is more evenly distributed in consequence of lenses being proportionately nearer together.

These properties allow the lenses to be worked with full aperture or large stops, and gives them great rapidity of action.

The perfectly correct delineation produced by the antiplanets render them particularly suitable for enlargements as well as for dissolving view apparatus.

If small and sharp originals are taken, and subsequently enlarged, depths are obtained which would be unattainable in larger pictures taken *direct* with same amount of light. For this purpose, which will probably play an important part in photography, the antiplanets are specially suitable.

In making enlargements the front lens of the antiplanets should always be turned towards the enlarged picture, and the back lens towards the object to be enlarged.

This construction is designed for strictly even and correctly delineated pictures, and all tilting of the camera should be decidedly avoided and a movable lens board used instead.

The antiplanets are made in two series: The portrait antiplanets (Series I.) and the group antiplanets (Series II.), the latter being, however, also excellent dry plate portrait lenses.

#### Aplanatic Lenses.

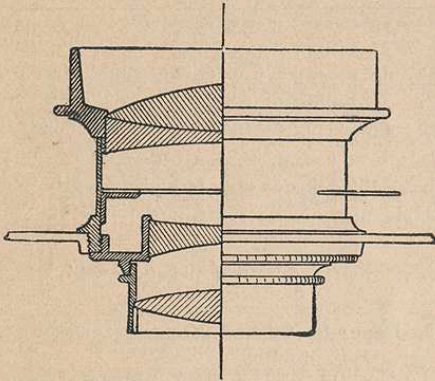
These lenses consist of the original and now well-known symmetrical and rectilinear combinations, invented by STEINHEIL in 1868 but not patented. They are made in four series, each of which is especially designed for a certain class of work. Their capabilities and object are fully explained below.

The lenses of Series V., also Series III., No. 1; Series IV., Nos. 1 and 2 have rotary diaphragms.

All the other lenses are furnished with Waterhouse diaphragms in morocco case.

**STEINHEIL LENSES.**

**Series I.—Patent Antiplanetic Portrait Lens.**



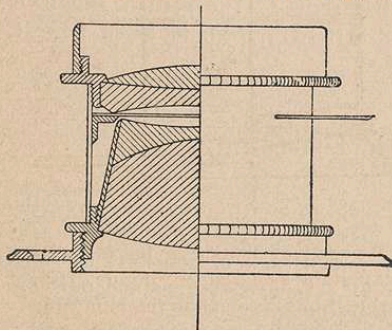
The rapidity is the same as in the usual Portrait Objectives, but there is more equality in the distribution of sharpness and illumination over the picture and greater depth. Contrary to the ordinary Portrait Objectives they produce perfectly correct delineation. Designed for *Portraits, Enlargements, and Dissolving View Apparatus.*

**Series I.—Patent Antiplanetic Portrait Lens.**

No.	Aperture, Inches.	Focal Length, Inches.	Plate, Inches.	Price
1.....	$\frac{5}{8}$	2	Locket-Size.	\$25 00
1a.....	$1\frac{1}{8}$	$4\frac{1}{8}$	1-9 plate.	50 00
1b.....	$2\frac{5}{8}$	$7\frac{1}{8}$	1-6 plate	75 00
2.....	3	$9\frac{1}{2}$	Carte de Viste.	100 00
3.....	$3\frac{5}{8}$	$12\frac{5}{8}$	Cabinet.	165 00
4.....	$5\frac{1}{4}$	$23\frac{5}{8}$	Boudoir up to $\frac{1}{2}$ life-size.	330 00

Special quotations for larger sizes.

**Series II.—Patent Antiplanetic Group Lens.**



New in principle and construction, consisting of two non-symmetrical cemented pairs, placed closely together. It is rectilinear, and is remarkable for its powerful and even illumination and sharpness. In rapidity, it is only excelled by the regular and expensive portrait combinations.

Recent improvements in the mounting of the lenses of this Series make them still more compact than formerly and allow the front hood of lens to screw off uncovering a screw thread which

can be very conveniently used for adjusting lens to detective cameras, shutters, prisms or other appliances.

Designed for *Portraits, Groups, Architecture, Landscape, Instantaneous Work and Enlargements.*

Unexcelled for *Flashlight Portraits and Groups.*

No	Aperture, Inches.	Focal Length, Inches.	Size of Portrait or Group, Inches.	Size of View or Landscape, Inches.	Price.
0.....	$\frac{3}{8}$	$1\frac{7}{8}$	$1\frac{5}{8} \times 1\frac{5}{8}$	2 x 2	\$18 00
1.....	11-16	$3\frac{3}{4}$	$3\frac{1}{4} \times 3\frac{1}{4}$	$4\frac{1}{4} \times 3\frac{1}{4}$	21 00
*1b.....	13-16	$4\frac{7}{8}$	$4\frac{1}{4} \times 3\frac{1}{4}$	$4\frac{1}{2} \times 3\frac{3}{4}$	25 00
2.....	1	$5\frac{5}{8}$	$4\frac{1}{2} \times 3\frac{3}{4}$	5 x 4	28 00
*2b.....	1 3-16	$6\frac{1}{2}$	5 x 4	$5\frac{1}{2} \times 4\frac{3}{4}$	33 00
3.....	1 5-16	$7\frac{1}{4}$	$5\frac{1}{2} \times 4\frac{1}{4}$	7 x 5	37 00
4.....	1 11-16	$9\frac{1}{2}$	7 x 5	$8\frac{1}{2} \times 6\frac{1}{2}$	48 00
5.....	$1\frac{7}{8}$	$10\frac{7}{8}$	$8\frac{1}{2} \times 6\frac{1}{2}$	10 x 8	60 00
6.....	$2\frac{1}{2}$	$14\frac{1}{8}$	10 x 8	12 x 10	95 00
7.....	3 1-16	$17\frac{3}{4}$	12 x 10	15 x 12	140 00

\* Special Detective Camera Lenses : No. 1 b for plates,  $4\frac{1}{4} \times 3\frac{1}{4}$  ; No. 2 b for plates, 5x4.

Nos. 0 to 3 are made in matched pairs for STEREO WORK.

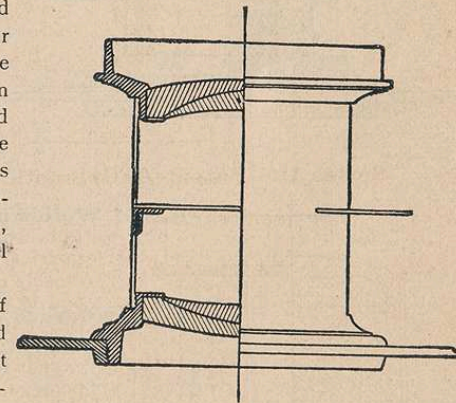
Shutters of any desired make will be fitted to our lenses at manufacturer's prices.

**Series III.—Improved Aplanatic Lens.**

The prototype of all rapid symmetrical and rectilinear combinations. Is now made with increased illumination and rapidity and guaranteed fully equal or superior to the most expensive lenses of its kind. Next to the Antiplanetic Group Lens, Series II., it is the best lens for general work.

Nos. 5 to 10 inclusive of this Series are now furnished to order with an attachment allowing the distance between front and back combinations to be adjusted either for direct negatives or for copying from flat surfaces, thus practically giving the operator two lenses in one. For direct pictures approach the two combinations as near as the mounting will allow, and for copying separate them in the same manner, whereby the lens loses in depth and gains correspondingly in flatness of field.

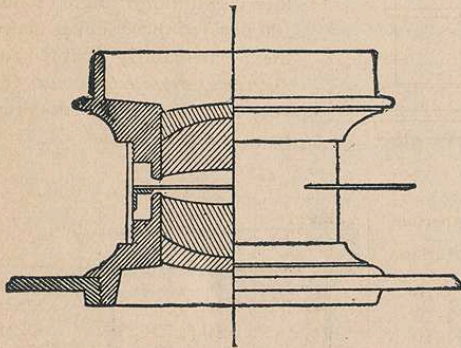
Designed for *Portraits, Groups, Architecture, Landscape and Instantaneous Work.* Also *Copying*, if used with extension as above.



No.	Aperture. Inches.	Focal Length, Inches.	Size of Portrait or Group, Inches.	Size of View or Landscape, Inches.	Price.
1..	1/4	15/8	For enlarging,		\$ 18 00
2.....	5/8	3 3/4	3 1/4 x 3 1/4	4 1/4 x 3 1/4	18 00
3.....	1	5 5/8	4 1/4 x 3 1/4	5 1/2 x 4 1/4	25 00
4.....	1 1/4	7 1/2	5 1/2 x 4 1/4	7 x 5	32 00
4b.....	1 9-16	9 1/2	7 x 5	8 1/2 x 6 1/2	38 00
5.....	1 11-16	11	8 1/2 x 6 1/2	10 x 8	44 00
6.....	2 1-16	14 1/8	10 x 8	12 x 10	57 00
7.....	2 3/8	17 3/8	12 x 10	14 x 11	86 00
8.....	2 15-16	21 3/8	17 x 14	20 x 17	125 00
9.....	3 7-16	25	20 x 17	22 x 18	166 00
10.....	4 9-16	33	22 x 18	24 x 20	245 00

Nos. 2 to 4 are made in matched pairs for STEREO WORK.

**Series IV.—Rapid Wide Angle Aplanat.**



Angle about 75 deg., and covering a larger field than the lenses of Series III. Effective aperture about f. 10. Specially designed for *Landscape Work* and *Architecture*, but can also be advantageously used for *Flash-light Interiors* and *Copying*.

**Series IV.—Rapid Wide-Angle Aplanat.**

No.	Aperture.	Focal Length. Inches.	Size of Picture.		Price.
			Full Aperture. Inches.	Smallest Stop. Inches.	
1.....	3/8	2 3/8	2 x 2	3 1/4 x 3 1/4	\$18 00
2.....	1/2	3	3 1/4 x 3 1/4	4 1/4 x 3 1/4	21 00
3.....	5/8	4 3/4	5 x 4	7 x 5	26 00
4.....	3/4	6 3/8	7 x 5	8 1/2 x 6 1/2	32 00
5.....	1	9 1/2	8 1/2 x 6 1/2	12 x 10	44 00
6.....	1 1/2	15 3/8	12 x 10	17 x 14	86 00
7.....	2 1/8	23 5/8	17 x 14	24 x 20	160 00

It is frequently desirable to get a picture from a given point and to get it just the size to cover your plate, or of any other given size without changing your position. This can only be accomplished by using objectives of different foci, by which you can reduce or enlarge the image at

will. For this work we have arranged a *Set of Four Single Aplanats*, fitting in the same flange, aperture 1 in., covering 8 1/2 x 6 1/2 with full aperture, and 12x10 with smallest stop.

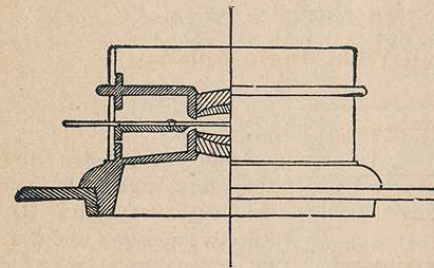
Used singly and by combination among themselves seven different foci are obtained as follows:

II in front with I behind, 7 3/4 in.	II single,	- - -	15 5/8 in.
III " " " II " 10 3/8 "	III " " " "	- - -	20 3/4 "
I single, - - - 12 5/8 "	IV " " " "	- - -	24 1/4 "
IV in front with III behind, 13 "			

Price in neat lock up case, \$85.00.

Sets of any class and size of Aplanats made to order.

**Series V.—Extreme Wide-Angle Aplanat.**

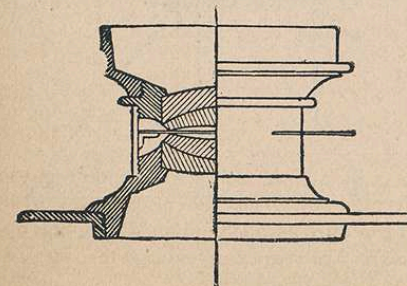


The proportionately short focus and large angle (about 100 deg.) of these lenses make them particularly adapted for *Interiors*, *Architecture*, and for very high, broad objects taken from short distances.

No.	Aperture. Inches.	Focal Length. Inches.	Size of Sharp Pictures. Inches.	Price.
1.....	3-16	3 3/4	5 x 5	\$26 00
2.....	5-16	4 3/4	7 x 7	30 00
3.....	7-16	7 1/4	10 1/4 x 10 1/4	42 00
4.....	9-16	10 3/8	12 1/4 x 12 1/4	61 00
5.....	14-16	16	18 1/2 x 18 1/2	93 00

Special quotations for larger sizes.

**Series VI.—Wide-Angle Aplanat for Copying.**



These lenses give perfect flatness of picture and sharpness of definition, and have at the same time a considerable field. Designed specially for *Copying Maps*, *Charts*, *Drawings*, *Paintings* and *Engravings* and *Photo mechanical work generally*.



**Series VI.—Wide-Angle Aplanat for Copying.**

No.	Aperture. Inches.	Focal Length. Inches.	Size of Sharp Picture. Inches.	Price.
1.....	1	14 <sup>3</sup> / <sub>8</sub>	10 × 10	\$75 00
2.....	1 <sup>1</sup> / <sub>4</sub>	18	13 × 13	105 00
3.....	1 <sup>3</sup> / <sub>4</sub>	23 <sup>5</sup> / <sub>8</sub>	17 × 17	145 00
3b.....	2	30 <sup>3</sup> / <sub>4</sub>	20 × 20	210 00
4.....	2 <sup>1</sup> / <sub>2</sub>	38 <sup>3</sup> / <sub>8</sub>	24 × 24	320 00
5.....	3	48 <sup>1</sup> / <sub>4</sub>	28 × 28	540 00
6.....	3 <sup>1</sup> / <sub>2</sub>	56	34 × 34	760 00

Special quotations for larger sizes.

*It is only a few years since this lens has been brought to the notice of photo-mechanical establishments in the United States, but it was at once recognized as the very best lens for their work for which it has been specially designed. To-day this lens is found in every establishment where the production of the highest class of work is the first consideration.*

As a result of our experience we beg to point out particularly the necessity of avoiding the slightest vibration during exposure, when it is desired to obtain the extremest sharpness of picture which these lenses are capable of producing. It is also advisable not to use too small a diaphragm as the diffraction caused thereby veils the picture.

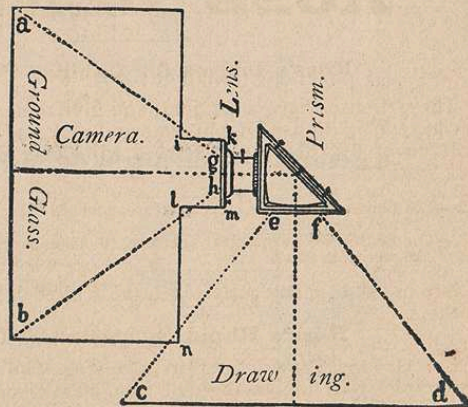
For obtaining inverted negatives, without stripping the film, we have designed the Prisms of Series VII, which can be fitted to the above or any other lenses.

**Series VII.—Prisms.**

These prisms are made of one solid homogenous mass of glass, with silvered hypotenuse.

They are centered in their mountings and adjustable to our lenses simply by unscrewing the hood of the lens and screwing the prism in its place.

With every prism is furnished a rotary flange with set screw, allowing the prism to be turned and fixed at any angle to the horizon. Designed for making *Inverted Negatives without stripping the film.* Also for special and scientific work.



**Series VII.—Prisms.**

No.	To work with Lenses as follows:	Price.
1	Ser. III. No. 2, Ser. IV. No. 3, Ser. IV. No. 4.....	\$37 00
	Ser. V. No. 1, Ser. V. No. 2.....	
2	Ser. IV. No. 5, Ser. V. No. 3, Ser. VI. No. 1.....	41 00
3	Ser. III. No. 3, Ser. VI. No. 2.....	45 00
4	Ser. II. No. 2, Ser. III. No. 4, Ser. V. No. 4.....	57 00
5	Ser. IV. No. 6, Ser. V. No. 5.....	68 00
6	Ser. II. No. 3, Ser. VI. No. 3.....	80 00
7	Ser. III. No. 5, Ser. VI. No. 3b, Ser. VI. No. 4.....	110 00
8	Ser. IV. No. 7.....	125 00
9	Ser. II. No. 4, Ser. III. No. 6, Ser. VI. No. 5.....	155 00
10	Ser. VI. No. 6.....	185 00
11	Ser. III. No. 7.....	287 00
12	Ser. III. No. 8.....	493 00

No charge made for fitting the above Prisms to Steinheil Lenses. For fitting to other makes of lenses the labor will be charged for at cost.

**Series VIII.—Aplanatic Focusing Lenses.**

These are a combination of three lenses, so constructed that, at a considerable focal distance and large field, they produce an even, undistorted picture, achromatic both inside and outside of the axis.

No.	Focal Length.	Linear Magnifying Power.	Price.
1.....	2 <sup>3</sup> / <sub>8</sub> in.	.....about 3 <sup>1</sup> / <sub>2</sub> times.....	\$12 00
2.....	1 <sup>7</sup> / <sub>8</sub> "	....." 5 ".....	10 00
3.....	1 "	....." 8 ".....	8 00

**ROSS LENSES.**

**Ross's Lenses for Cabinet Portraits.**

These Lenses have a flat field, and give remarkably brilliant pictures. They have Waterhouse Diaphragms and rack-and-pinion movement. No. 2 will cover 6<sup>1</sup>/<sub>2</sub>x8<sup>1</sup>/<sub>2</sub> plate. No. 3 will cover 8x10 plate, and are very quick workers.

No. 2.—The Lenses, 3<sup>1</sup>/<sub>4</sub> inches clear aperture, 8 inches focus; should be placed at 18 feet from sitter.....\$140 00

No. 3.—The Lenses, 3<sup>1</sup>/<sub>2</sub> inches clear aperture, 10 inches focus; should be placed at 20 feet from sitter..... 156 00

Are in use in many galleries in the United States, to the exclusion of all others.

**Ross's Rapid Symmetrical Lenses.**

For Groups, Views, Interiors, Copying, and every kind of out-door photography. Giving an angle of from 50 to 80 degs. The "Rapid Symmetricals" being aplanatic, work with full aperture, and are, perhaps, the best and most useful Lenses an amateur or professional photographer can possess for general out-door purposes.

Size View.	Size Group.	Diam. Lenses.	Equiv. Foc.	Rigid Setting.
a 4 1/4 x 3 1/4	Stereo.	3/4 inch	4 1/2 inch	\$32 00
a 5 x 4	4 1/4 x 3 1/4	1 "	6 "	34 00
7 1/4 x 4 1/2	5 x 4	1 "	7 1/2 "	42 00
8 x 5	7 1/4 x 4 1/2	1 3/8 "	8 1/2 "	46 00
8 1/2 x 6 1/2	8 x 5	1 1/2 "	11 "	52 00
10 x 8	8 1/2 x 6 1/2	1 3/4 "	13 "	68 00
12 x 10	10 x 8	2 "	16 "	84 00
13 x 11	11 x 9	2 1/4 "	18 "	92 00
15 x 12	13 x 11	2 1/2 "	20 "	116 00
18 x 16	15 x 12	3 "	24 "	148 00
22 x 18	18 x 16	3 1/4 "	30 "	200 00
25 x 22	22 x 18	4 "	34 "	240 00

(a) These Lenses are supplied accurately paired for stereoscopic purposes.

Waterhouse Diaphragms are supplied with these Lenses, as the apertures are too large to permit of Rotating Stops; but the latter can be adapted, if required, at small extra cost.

The Rapid Symmetrical Lenses are free from "flare" and distortion, and give absolutely straight marginal lines, rendering them invaluable for all kinds of architectural subjects, dimly-lighted interiors, copying, enlarging, etc. They are also used for instantaneous work with great success.

With smaller stops, each Lens covers the next size larger plate than that given, thereby greatly increasing the angle of view when desired. The two combinations being exactly similar, either can be used alone as an ordinary single Landscape Lens, the focus of which will be exactly double that of the compound.

They are the best universal Lens made.

**Ross's Portable Symmetrical Lenses.**

For Landscapes, Architecture, and Copying, give wide or ordinary angles, according to the stop used. Since the discovery of photography, perhaps, no lens for Landscape and Architectural purposes has had so great a share of popularity as the Symmetricals. This is doubtless attributable to their extraordinary definition and flatness of field, as well as the exceedingly portable form in which they are constructed. They are much used by amateurs, and are great favorites. For photo-lithographic work they are unequalled.

No.	Large Stop.	Medium Stop.	Small Stop.	Equiv. Focus.	Price.
a 1	3 x 3	4 x 3	5 x 4	3 inch	\$24 00
a 2	4 x 3	5 x 4	7 1/4 x 4 1/2	4 "	26 00
a 3	5 x 4	7 1/4 x 4 1/2	8 x 5	5 "	28 00
a 4	7 1/4 x 4 1/2	8 x 5	8 1/2 x 6 1/2	6 "	32 00
5	8 x 5	8 1/2 x 6 1/2	9 x 7	7 "	40 00
6	8 1/2 x 6 1/2	9 x 7	10 x 8	8 "	48 00
7	9 x 7	10 x 8	12 x 10	9 "	56 00
8	10 x 8	12 x 10	13 x 11	10 "	64 00
9	12 x 10	13 x 11	15 x 12	12 "	72 00
10	13 x 11	15 x 12	18 x 16	15 "	80 00
11	15 x 12	18 x 16	22 x 18	18 "	96 00
12	18 x 16	22 x 20	25 x 21	21 "	120 00

(a) These Lenses are supplied accurately paired for stereoscopic purposes.

Nos. 1 to 8, Rotating Diaphragms. Nos. 9 to 12, Waterhouse Diaphragms.

The first ten of the series, having their screws alike, fit into the same flange.


These Lenses can be used with full aperture when only a limited field is required; while with smaller stops a wide-angle is obtained. They work with about the same rapidity as the ordinary-angle Doublets, their largest aperture being about equal to one-sixteenth of their focus. They give straight marginal lines, and, in consequence of the combination being placed so close together (leaving only just room enough for the diaphragm) they are absolutely free from distortion and flare.

**Beck Autograph Rectilinear Lenses.**

None genuine without this engraved on the tube.

*Ref Beck*

**These Lenses possess qualities entirely their own.**



5 x 4. ACTUAL SIZE.

These Lenses are perfectly Aplanatic, covering with full aperture to the extreme corners the size plate for which they are designated in the list, and much larger sizes when moderately stopped down. They are very rapid in action rendering them particularly valuable for instantaneous and short-time exposures; are rigidly rectilinear and symmetrical; possess wonderful penetration and definition, and are the lightest and most compact of any lenses in the market—a matter of no small moment to the landscape photographer. The No. 5 Lens will make life-size heads, sharp and free from distortion. They are in use in many of the leading galleries of the country.

No.	Size of Plate.	Diameter of Lenses.	Back Focus.	Equiv't Focus.	Angle.	Price.
1	3 1/4 x 4 1/4	7/8 in.	4 1/2 in.	5 in.	75°	\$25 00
2	4 1/4 x 5 1/2	1 in.	6 in.	6 3/4 in.	70°	30 00
3	5 x 8	1 1/4 in.	8 in.	8 3/4 in.	64°	35 00
4	6 1/2 x 8 1/2	1 1/2 in.	10 1/4 in.	11 in.	67°	50 00
5	8 x 10	1 3/4 in.	12 1/4 in.	13 in.	66°	60 00
6	10 x 12	2 in.	14 1/2 in.	16 in.	66°	75 00
7	11 x 14	2 1/4 in.	16 3/4 in.	18 in.	66°	100 00
8	14 x 17	3 in.	22 in.	24 in.	66°	160 00
9	20 x 22	3 3/4 in.	27 1/2 in.	30 in.	66°	200 00

# Scovill Time AND Instantaneous Shutter.

That the substitution of a pneumatic release for the ordinary trigger on a wood drop-shutter greatly enhances its value, "goes without saying."

## The Scovill Time and Instantaneous Shutter

**Is Fitted with Pneumatic Attachment.**

which may be worked at a considerable distance from the Camera, thus enabling the operator to form part of a group or to be included in a view he is photographing. This Shutter may be used for either timed or instantaneous exposures; the change is made by simply moving a switch.

## SCOVILL UNIVERSAL SAFETY SHUTTERS.


This Shutter is styled Universal, not only because more of the Scovill Safety Shutters are in use than of any other pattern, but because it can be arranged with a variety of openings, from 1/4 to 2 inches at the center, as shown by the dotted lines of the accompanying illustration. Uniform distribution of light over the plate is insured by the form of opening.

The breakes on all these Shutters make them safe to use, by preventing a recoil with the resulting double exposure, and the jarring common to many Shutters, which in time breaks apart the glasses of a Lens where cemented together—hence the designation "Safety Shutters."


### PRICE LIST.

No.	Width of Opening in Slide.	Scovill Universal Shutters.	Universal Shutters, with Pneumatic Release.	Scovill Safety Shutters.	Safety Shutters, with Pneumatic Release.	Universal Time and Instantaneous Shutter with Pneumatic Release.
1	1 1/4 ins.	\$2.70	\$4.20	\$1.20	\$2.70	\$4.70
2	1 1/2 "	2.80	4.30	1.30	2.80	4.80
3	1 3/4 "	2.90	4.40	1.40	2.90	4.90
4	2 "	3.00	4.50	1.50	3.00	5.00
5	2 1/2 "	3.10	4.60	1.60	3.10	5.10
6	3 "	3.25	4.75	1.75	3.25	5.25


When ordering these Shutters, exact diameter of hood of Lens should be given, so that the proper circular opening may be cut out to exactly fit hood of Lens. If not stated, the Shutters will be sent without the round opening being cut.



Scovill Universal Shutter.




Scovill Safety Shutter, with Time and Instantaneous Attachment.



Scovill Safety Shutter.

# "TRIPLEX" SHUTTER.



Two-Third Size 4 and 5 Shutter.

The Triplex Shutter, as will be seen by the cut, is in some respects similar to the "Duplex," the Shutter which has attained a world-wide reputation, and is to-day the best all-round shutter to be found. The Triplex has all its mechanism on the face of the Shutter (except the two exposing slides in the inside of the case, which are of steel and cannot get out of order), and all of its three movements, **TIME, SLOW INSTANTANEOUS** and **QUICK INSTANTANEOUS**, are operated by one pneumatic. Its method of opening and closing the aperture, by two oppositely pivoted slides swinging in opposite directions, half way and stopped for Time exposures, and a *complete continuous* movement for Instantaneous, has never been equalled. It is far superior to any iris arrangement in its method of admitting light, and is the only way great rapidity without jar can be obtained.

The Triplex will work from twice to four times faster than any shutter having an interrupted movement—as those which have slides or leaves which recede from centre or middle, to open, and return to close aperture. The Triplex, having but two exposing slides, there is much less liability to derangement than in Shutters which have more, and in all its other features it is equally superior in point of simplicity, durability and reliability, to any known Shutter.

The Shutter can be adapted to several kinds of lenses to which it is impossible to adapt any other, and we believe is the only Shutter which can be handily adapted into Detective Boxes, to be released by push trip or bulb at pleasure, and can also be reset and adjustment of spring made without opening box.

These Shutters are also made in a greater number of sizes than any other, which enables us not only to adapt Shutters to all sizes of lenses, but, what is of much importance, to furnish a shutter with the most desirable size of aperture corresponding with diaphragm of lens. Our Rotary Stops give facility of adjusting to proper stops while head is under cloth focusing; or when waiting for an approaching object, if sun becomes clouded or it suddenly brightens, making a change of stop desirable, it can be made instantly.

The method of making a **TIME EXPOSURE** is very simple. Air bulb is pressed and Shutter opens; when pressure is relieved it closes and is reset for another exposure. Any one who can count seconds can make Time exposures as accurately with this as with any Shutter with automatic attachment. It frequently happens that an exposure which is intended to be quite a lengthy one, owing to a breeze starting—if landscape work—or some one of a group moving, it is desirable to close shutter quickly. With

a set-time Shutter this cannot be done, but with the Triplex it is done as quick as thought. With **SLOW INSTANTANEOUS** movement the quickness of exposure anywhere from  $\frac{1}{4}$  to  $\frac{1}{100}$  of a second *can be made just as required, at the very instant of making it.* Too much stress cannot be laid on the advantages of this feature. There are Shutters with which very slow exposures can be made, but the exposure *must be what it is previously adjusted for;* but with the Triplex, if in exposure on an animal, single person or group, the object remains quiet, the air bulb can be given a pressure so that as long as a quarter-second time can be given; but if it is restless and a shorter exposure is necessary to stop motion, by pressing bulb quickly the exposure can be made as short as  $\frac{1}{100}$  of a second.

As shown in cut, Shutter is held in open position by spring for focusing. To adjust for **TIME**, simply unhook spring. For **SLOW INSTANTANEOUS**, move hook 3 to upright position. For **QUICK INSTANTANEOUS**, hook on spring, throw in catch 1 and pull down knob 2, and shutter sets and locks.

The Triplex is adapted to any style of Detective Camera. When so adapted it can be released both by a push trip and by pneumatic bulb, for Quick Instantaneous; and for Slow Instantaneous and Time, by bulb only. Including Rotary Stops and necessary fitting to box, price \$15.00. We require to have lens and box.

The **TRIPLEX STEREOSCOPIC** fills perfectly the want of a Time and Instantaneous Shutter for stereoscopic work. It consists of two Triplex Shutters on one frame, operated by one lever and one release, and consequently gives two identical exposures. Made in two sizes. No. 1,  $\frac{3}{4}$  inch opening, price \$18.00. No. 2,  $\frac{7}{8}$  inch, \$19.50. Lenses are arranged at  $3\frac{1}{4}$  inches from centres, but this will be increased up to  $3\frac{3}{4}$  inches for \$1.00 additional. Rotary Stops, \$2. Flange Collars when required, 75 cents.

When no particular size Shutter is specified in order, lenses as a rule are adapted to Shutter having opening less than the largest diaphragm of lens. Thus a  $6\frac{1}{2} \times 8\frac{1}{2}$  lens is adapted to a No. 1 Shutter. Rotary Stops include *five* openings, largest corresponding with opening in Shutter, four others such as are thought best. Requests for special sizes are, however, complied with when possible. Rotary Stops up to size No. 1, price \$1.50; over that size up to No. 2A, \$2.00 extra, but not furnished above 2A.

Numbers.....	00	0	0A	1	1A	2	2A	3	3A	4	5
Openings, in....	$\frac{3}{4}$	$\frac{7}{8}$	1	$1\frac{1}{8}$	$1\frac{1}{4}$	$1\frac{1}{2}$	$1\frac{3}{4}$	2	$2\frac{1}{4}$	$2\frac{1}{2}$	
Prices.....	\$11.50	12.00	12.50	13.00	13.50	14.00	14.50	16.00	18.00	20.00	22.00

When flange collars are required, as on Ross and lenses similarly mounted, 50 cents extra.

Shutters can be furnished for most standard lenses, fitted ready for use, but it is to the customer's interest to forward his lens tube, otherwise perfect fit is not guaranteed.


We are also makers of the popular Duplex Shutter. This Shutter has one feature that many like, which the Triplex has not. Time exposures are made by two pulsations of air bulb; the first opening and the second closing the Shutter. With the added improvement of Silent Time and Slow Instantaneous movement (similar to the Time and Slow Instantaneous of Triplex), it has four methods of exposure, giving a greater range than any known Shutter.

While we guarantee these Shutters to be the quickest Shutters made—working both Time and Instantaneous—and *as quick as any purely Instantaneous* Shutters, we do not guarantee them quick enough to take, at *short range* horses running or trotting fast, and other extremely fast work. For this work we make a special Shutter, the "Prosch Rapid," and this we do guarantee. We believe this Shutter to be the only one quick enough for this kind of work. Made in two sizes. No. 1, with 1 inch opening, \$18.00. No. 2, with  $1\frac{1}{2}$  inch opening, \$22.00.

## SCOVILL MAGIC FINDERS,

(PATENTED.)

Unequaled for Landscape Photography.



**ORDINARY** FINDERS are quite unsatisfactory, on account of the reversed image which they reflect. While, with the camera this reversal may be regarded as unavoidable, it is certainly a very undesirable feature in the finder, for it greatly interferes with the judgment of the operator as to the best arrangement of the desired picture.

The ideal finder is the one having two negative lenses of rectangular form, mounted close together in a nickel-plated frame, on the bottom of which is a sliding piece, by which the finder can easily be attached to the camera.

Looking through the finder from a convenient distance, say twelve inches, *toward the view to be taken, the operator sees before him a correct, right side up, and delightfully brilliant and sharp miniature picture of the view before him, the little frame taking in the full picture projected by means of an instantaneous lens on the ground-glass of his camera.* Two circles, marked in the exact centres of the front and back surfaces of the combination, serve to enable the operator to bring any certain part of the view to the exact centre of the picture by placing the eye so that the two circles cover each other, and at the same time adjusting the camera so that the selected part of the view appears inside the circles.

The Scovill Magic Finders are light, ornamental, easily adjusted and detached, and are now considered indispensable by successful view takers.

### PRICE LIST.

No. 1, for 4 x 5 Camera.	-	-	-	\$1 50
" 2, " 5 x 8 "	-	-	-	1 75
" 3, " 6 $\frac{1}{2}$ x 8 $\frac{1}{2}$ "	-	-	-	2 00
" 4, " 8 x 10 "	-	-	-	2 50

**C. C. H. FOCUSING GLASS.**


This is a desirable little instrument for aiding the operator in getting a sharp focus.

- C. C. H. FOCUSING GLASS.....\$4 00
- Darlot Focusing Glass ..... 2 50
- Scovill's Focusing Glass, each ..... 75 C. C. H. Glass.




Save your eyes by using one of these instruments.

**WATERBURY FOCUSING GLASS.**



Waterbury Focusing Glass, Rubber ..... each, \$0 50

**PEERLESS VIEW FINDER, Each, \$1.50.**



THE  
 "WATERBURY FINDER,"  
 Each \$3.00.  
 To Attach to Camera  
 FOR  
 Instantaneous Work.

THE SCOVILL  
**MAGNESIUM \* COMPOUND**

IS ENTIRELY FREE FROM POISONOUS INGREDIENTS.

IN ORDER TO DEMONSTRATE THIS, QUANTITIES HAVE BEEN EATEN AT VARIOUS TIMES.

*It has often been pounded in a mortar to show that it does not explode.*

The Results Obtained by Using Our Magnesium Compound have Never been Surpassed.

"It seems almost incredible that any one should continue to use compounds which are known to be of an explosive nature. The various substances used to make actinic Magnesium light are no secrets; some are easily explosive, some are dangerously poisonous, and yet, for some fancied advantages which they offer in a compound, manufacturers are willing to put them upon a confiding public, and photographers seem ready to risk their lives, or at least the danger of severely injuring themselves by using them. Even when great caution is used, an explosive compound is always dangerous, and had better be left untouched. If there were no good compounds which were free from dangerous properties, there might be some excuse for adhering to the use of those which are known to be explosive and poisonous, but such is not the case."—*Photographic Times.*

Price of Scovill Magnesium Compound :

In ounce bottles, with fuses.....	\$ 50
" 1/4 pound cans " .....	1 40
" 1/2 " " " .....	2 65
" 1 " " " .....	5 00
Pure Magnesium Filings.....	per oz, \$0 60
" " " " .....	" lb, 6 00

## MAGNESIUM FLASH-LIGHT PHOTOGRAPHS.

### HOW OBTAINED

**S**INCE the introduction of the SCOVILL MAGNESIUM CARTRIDGES, photographs are made instantaneously, which could not otherwise be secured without great expense, trouble, and danger, in caves, tunnels, mines, and other places where daylight does not penetrate.

These are now made in the evening, with the valued surroundings, under the happiest auspices which but a short time ago the most skilled photographer would not have thought it possible to secure. Among other occasions where this can be used to advantage are: Family Groups, Dinner, Private, Theatrical and Fancy Dress Parties, Club and College Dinners, Companies, Weddings, Church Fairs, Picnic Parties, Lodge Meetings, etc. The novelty for the public, and consequent advertisement of this method of Photography, will be at once apparent to the intelligent and progressive photographer, aside from the fact, that there are many special occasions constantly presenting themselves, where a picture made in the ordinary way could not be obtained, owing to the impossibility of securing proper light.



The SCOVILL MAGNESIUM CARTRIDGES unite the very excellent quality of extremely actinic light, with conveniency of ignition and perfect safety as to its non-explosive nature, and absence of poisonous or other objectionable elements. The compound is prepared in different quantities and put up in boxes, so that the light may always be at hand in convenient shape for using. The cap, too, which fits neatly over the cartridge, protects it from dampness, so that the light may be employed out-of-doors on a damp day, or even during a gentle rain. A fuse is inserted at the bottom of the cartridge, so that there is no danger of a premature explosion with a consequent burning of the hand, as is often done when a charge of the powder is ignited by a match or short taper. The combustion is instantaneous, with no detonation, and there follows no poisonous or otherwise obnoxious gases or vapors from the burning. Out-of-doors with the cap on, the combustion is quite as instantaneous, and the light nearly equal in its intensity.

There are many obvious advantages in the use of the **Scovill Magnesium Cartridges** over that of all other compounds.

- 1st.—Besides being **Perfectly Safe**, from the fact that they contain no explosive or poisonous ingredients, they are
- 2d.—**Eminently Convenient and Comfortable**, the fuse attached to each cartridge avoiding the possibility of burning the fingers, the hand, or the face of him who ignites, protecting his eyes from the strain, resulting from the immediate flash following ignition without a fuse, and making it possible for him to take his place in the group or picture which he has arranged, after lighting the fuse.
- 3d.—They are **Always Ready** in the proper quantity. Made in three sizes, large, medium and small, the operator always has at hand just the amount required to light his subject and put up in convenient shape for using.
- 4th.—They are **Economical**, for without them more of the flash powder is used than is needed, and much of it is spilled or blown away.
- 5th.—They may be used at **any time or place**, the cap on the cartridge making it possible to use the **Scovill Magnesium Cartridge** out-of-doors **even during rain**.
- 6th.—It combines with the foregoing **unrivalled qualities**, the advantages arising from the **highest and best qualities of actinic light, absolutely instantaneous combustion, and freedom from disagreeable and dangerous gases and fumes.**



**DIRECTIONS.**—It is an easy matter to photograph in the dark by means of the **Scovill Magnesium Cartridge**. Any one can do it, the requirements are so simple.

**FOCUS** by means of a candle or lamp held close to the subject, if a portrait, to one of the central members of a group; or, if in an interior, to a place where detail is prominent, as wall paper or carpet.

**FOR THE EXPOSURE**, select the size cartridge most suitable for the subject. Place the cartridge on a saucer or metal plate, and behind it the Scovill reflecting screen, to reflect the light on the subject. The cartridge should be supported about the height of the camera from the floor, and behind the camera, to one side. Remove the cap of the cartridge before lighting the fuse. Out-of-doors the cap may be left on.

**DEVELOP** the negative in the same way that any instantaneously exposed plate is treated.

Full directions for making portraits, interiors and other instantaneous photographs in the dark by means of Magnesium light are given in the **PHOTOGRAPHIC TIMES**.

Read it carefully each week in order to keep posted on the latest advances in this and every other branch of Photography.

#### PRICE LIST OF THE SCOVILL MAGNESIUM CARTRIDGES:

	Per Pkg.	Per Gro.
No. 1. SMALL SIZE, in packages of six.....	\$0 25	\$6 00
" 2. MEDIUM, " " .....	40	9 00
" 2½ " " " .....	60	13 00
" 3" LARGE, " " .....	75	17 00


**These cartridges cannot be sent by mail.**

## The Scovill Handy Flasher

has been tried with safe "flash" mixtures like the Scovill Magnesium Compound, and invariably has given successful results. There is no device intended to accomplish the same purpose which is so convenient and portable. In fact it folds so compactly that it has been styled the "pocket flasher." A still more important consideration in its favor is that it may be so held as to throw the light downward, and thus avoid shadows. This is very important when flash photographs are made where there are light hangings and wall in the background. Some expert photographers attach a piece of cardboard to the handles of this flasher to serve as a reflector. The Asbestos plates furnished and the use of fuse serve as additional safeguards to the operators.

Price, Handy Flasher, - - \$0.75

## IVORY FILMS.



(TRADE MARK.)

A Rich, Quick Emulsion on Flexible, Transparent Sheets, Requiring no Stripping or Extra Manipulations, but Developed exactly like Glass Plates. Any Developer can be used with them.

ENTIRELY FREE FROM HALATION.

There is absolutely no risk of breakage, and they are extremely light and compactly put up, being a mailable article—a great convenience—which the tourist photographer will appreciate. A dozen  $6\frac{1}{2} \times 8\frac{1}{2}$  Dry-plates (glass) weigh about five and a half pounds; a dozen Ivory films of that size weigh seven and a half ounces. Aside from their lightness and convenience, the Ivory films have especial value as an exceptionally rapid and even plate. The emulsion with which they are coated being unusually rich in silver, the films will be found to work easily and yield a uniformly brilliant negative.

### PRICE-LIST OF IVORY NEGATIVE AND POSITIVE FILMS.

Landscape and Instantaneous.		Per doz.
$3\frac{1}{4} \times 4\frac{1}{4}$ , in sealed package.....	“ “	\$0 55
4 x 5 “ “ .....	“ “	80
$4\frac{1}{4} \times 5\frac{1}{2}$ “ “ .....	“ “	1 00
$4\frac{1}{4} \times 6\frac{1}{2}$ “ “ .....	“ “	1 05
$4\frac{3}{4} \times 6\frac{1}{2}$ “ “ .....	“ “	1 20
5 x 7 “ “ .....	“ “	1 35
5 x 8 “ “ .....	“ “	1 50
$6\frac{1}{2} \times 8\frac{1}{2}$ “ “ .....	“ “	2 00

## REQUISITES

FOR

# FILM PHOTOGRAPHY.

THE SCOVILL DOUBLE FILM HOLDERS are so much smaller, thinner and lighter than holders made for glass plates, that when first exhibited they were dubbed by some facetious individual "pancake holders." With old cameras an "Adapter" should be used, because we do not make these new holders as large as glass plate holders. These Adapters, with ground-glass, are supplied at the same list price as the Scovill Double Film Holders, which are listed as follows :

### Scovill Double Film Holders.

3¼ x 4¼.....	\$1 10
4 x 5.....	1 25
4¼ x 5½.....	1 25
4¼ x 6½.....	1 25
4¾ x 6½.....	1 30
5 x 7.....	1 30
5 x 8.....	1 40
6½ x 8½.....	1 70
8 x 10.....	2 00

Films may also be used with Daisy, Light Weight—New style—and Flammang Holders, by placing in them Scovill Film Carriers, which are listed as follows :

### Scovill Film Carriers.

3¼ x 4¼.....	\$0 10
4 x 5.....	10
4¼ x 5½.....	11
4¼ x 6½.....	15
5 x 7.....	17
5 x 8.....	22
6½ x 8½.....	26
8 x 10.....	30

## PRICE LIST

—OF—

# PHOTOGRAPH CARDS

FOR MOUNTING VIEWS.

### Plain Cards, White or Gray.

Per Package of 25.

No. 2.	9 x 11.....	\$0 45
" 2.	6½ x 8½.....	30

### Plain Cards, with Square Gilt Line.

Per Package of 25.

No. 2.	10 x 12, White or Gray, 6 x 8 Opening.....	\$1 00
" 2.	9 x 11, " " 5 x 8 ".....	80
" 2.	6½ x 8½, " " 4 x 5 ".....	60

### UNENAMELED CARDS, ROUND CORNERS.

#### No. 9, White, Primrose, Gray or Rose.

Per Package of 25.

Boudoir (or 5 x 8), 5¼ x 8½.....	\$0 38
4¼ x 5¼.....	25
5 x 7.....	35
3½ x 4½.....	15

### ENAMELED CARDS, ROUND CORNERS.

#### No. 9, Black, Chocolate or Maroon-Gray.

Per Package of 25.

Boudoir (or 5 x 8), 5¼ x 8½.....	\$0 55
4¼ x 5¼.....	30
5 x 7.....	45
3½ x 4½.....	20

### UNENAMELED GOLD BEVELED EDGE CARDS, ROUND CORNERS.

#### No. 26, White, Primrose, Gray or Rose.

Per Package of 25.

Cabinet size, 4¼ x 6¼.....	\$0 35
Boudoir " 5¼ x 8½.....	70
4¼ x 5¼.....	40
5 x 7.....	60
3½ x 4½.....	32

### ENAMELED GOLD BEVELED EDGE CARDS, ROUND CORNERS.

#### No. 67, Maroon-Gray, and

#### " 26, Black, Chocolate, Dark Olive or Bottle Green.

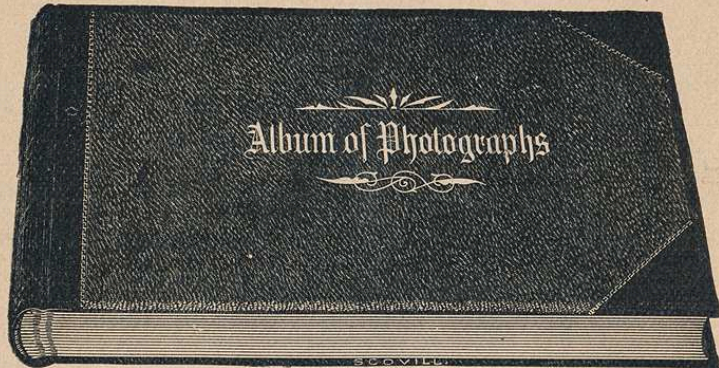
Per Package of 25.

Cabinet size, 4¼ x 6¼.....	\$0 45
Boudoir " 5¼ x 8½.....	80
4¼ x 5¼.....	45
5 x 7.....	70
3½ x 4½.....	35



# Scovill Albums FOR Photographs.

(NEW STYLE.)



How often the Amateur Photographer is heard to remark, that as fast as he makes prints from a negative his friends get away with them, and none are left to be treasured up as evidences of his advancement in the art. In order to keep at least one picture from each negative, and to arrange the collection in the best manner for display and preservation, tasteful albums have been introduced by the Scovill Manufacturing Co.

Each Album has 48 pages, 24 leaves. In them the finest card-board only is used, chemically free from anything that could injure a print.

**PRICES:**

Size of Card	6x7	7x10	10x12	11x14	14x17
For Photo. (size)	4x5	5x8	6½x8½	8x10	11x14
Plain	\$1.25	1.50	2.25	2.50	5.00
With Prepared Surface	1.50	1.80	3.00	3.50	6.50
With Gilt Lines	1.75	2.00	2.75	3.00	

**Price-List of Porte-Feuille, Including 25 Sheets of Collins' Best Quality White Cards.**

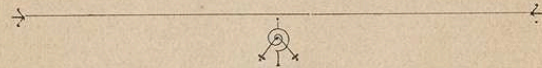
No. 2, Outside Dimensions, 10x12 for 6½x 8½ Photographs	\$2 10
" 3, " " " 11x14 for 8 x10 " "	2 50

**Price-List of Porte-Feuille, Including 25 Sheets of Collins' White Muslin-Back Cards.**

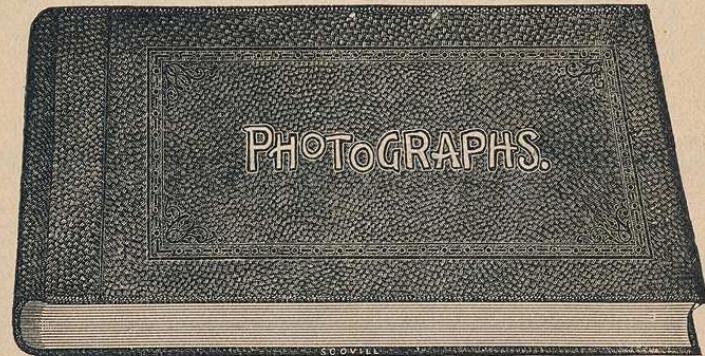
No. 5, Outside Dimensions, 10x12 for 6½x 8½ Photographs	\$2 00
" 6, " " " 11x14 for 8 x10 " "	2 40

# Howard :: Albums


FOR PHOTOGRAPHS.



THE Howard Album, with interchangeable cards, is the latest novelty in the way of an album for mounting photographs. In handsomely embossed covers, are bound 25 of Collins' cards, which are chemically pure from all matter that would injure the photographs. In the mode of binding, and their interchangeable feature, lies the difference between this and other albums.



To each card are attached two small metallic binding loops, so fastened that they act like hinges; through the projection of these loops a binding cord passes, which fastens at the back with a tie; thus each card is bound in the cover independently, and may be taken out and returned or replaced with ease. This method of making an album affords the amateur the best means of preserving the results of his labor, because each picture may be finished before putting the card in the album. The arrangement of the pictures may also be altered at will—if a single card is spoiled, the whole album is not ruined. If a picture is taken out, it can be quickly and readily done without injury to the volume.



**HOWARD ALBUMS.**

Full Cloth, Embossed, Gold Label, with A. M. Collins Mfg. Co.'s No. 1 Cards.

			With 25 Collins Cards.	
No. 1.	— 6x 7 Cards,	for 4 x 5 Photographs,	.....	\$1 25
" 2.	— 7x10 "	" " 5 x 8 "	.....	1 50
" 2½.	— 8x10 "	" " 6½ x 8½ "	.....	2 00
" 3.	— 10x12 "	" " 6½ x 8½ "	.....	2 25
" 4.	— 11x14 "	" " 8 x 10 "	.....	2 50

**HOWARD ALBUMS.**


Morocco, Half Leather, Extra Gold Finish, with A. M. Collins Mfg. Co.'s Cards, Boxed.

			With 25 Collins Cards.		With 50 Collins Cards.
No. 5.	— 7x10 Cards,	for 5 x 8 Photographs	\$2 00	No. 11.	— \$3 50
" 6.	— 8x10 "	" " 6½ x 8½ "	2 50	" 12.	— 4 00
" 7.	— 10x12 "	" " 6½ x 8½ "	2 75	" 13.	— 4 75
" 8.	— 11x14 "	" " 8x10 "	3 00	" 14.	— 5 50
" 9.	— 14x17 "	" " 10x12 or 11x14 "	5 50	" 15.	— 9 00
" 10.	— 16x20 "	" " 11x14 " 14x17 "	7 25	" 16.	— 11 00

Extra Cards Collins' Best for Howard Albums, Mounted with Loops, Ready for Use.

6x 7,	Package of one dozen	.....	\$0 38
7x10,	" " " " " " " "	.....	50
8x10,	" " " " " " " "	.....	60
10x12,	" " " " " " " "	.....	62
11x14,	" " " " " " " "	.....	88
14x17,	" " " " " " " "	.....	1 25
16x20,	" " " " " " " "	.....	1 55


**IMPROVED SPRING BACK ECLIPSE ALBUM.**



Price List of Improved Eclipse Albums.

No. 1,	with 24 6 x 7 cards for 4 x 5 Photos	.....	\$2 25
No. 2,	" 24 7 x 10 " " 5 x 8 "	.....	2 50
No. 2½,	" 24 7½ x 10 " " 5 x 8 " upright	.....	3 50
No. 3,	" 24 10 x 12 " " 6½ x 8½ "	.....	3 75
No. 3½,	" 24 " " 6½ x 8½ " upright	.....	4 25
No. 4,	" 24 11 x 14 " " 8 x 10 "	.....	4 25

**THE HOWARD Negative Preserver and Binder.**



These convenient Binders consist of heavy, finely surfaced envelopes (Negative Preservers), secured in cloth covers, and printed for reference, as shown in cut, and are designed for the preservation and classification of either paper or glass negatives or mounted or unmounted photographs.

The HOWARD BINDERS occupy much less space than negative boxes. By means of the patent adjustable back, the file enlarges as the envelopes are filled.

The Binders are all made with front flap and tie.

No. 30,	for 4½ x 5½, 4 x 5, 3½ x 4½, negatives or prints	.....	\$0 55
No. 31,	for 5 x 8, 5 x 7, 4½ x 6½ negatives or prints	.....	65
No. 32,	for 6½ x 8½ negatives or prints	.....	85
No. 33,	for 8 x 10 negatives or prints	.....	1 15

## SCOVILL'S Ready Sensitized Albumen Paper.

This Paper was expressly manufactured for and introduced by us to give to those who have not the skill, time, inclination or appliances to sensitize photographic paper preparatory to printing, an article of the finest quality and of uniform sensitiveness.

Size.	PRICE LIST.	Per Package.
4x 5 inches, in light-tight packages, 2 dozen.....		\$0 40
5x 8 " " " " 2 " .....		75
6½x 8½ " " " " 2 " .....		1 00
8x 10 " " " " 2 " .....		1 50

### ERRATA.

#### READY-SENSITIZED PAPER.

Size.	PRICE LIST.	Per package.
4 x 5 inches, in light-tight packages, 2 dozen.....		\$0 45
5 x 8 " " " " 2 " .....		85
6½ x 8½ " " " " 2 " .....		1 10
8 x 10 " " " " 2 " .....		1 65
18 x 22 " " " " 1 " .....		3 30

better wrapped than any other, and is noticeably free from spots or flaws.

This paper is extremely simple in its manipulation, and therefore very convenient for making proofs from negatives. It is also adapted for the reproduction of *Mottos, Plans, Drawings, Manuscript, Circulars*, and to show representations of Scenery, Boats, Machinery, &c., for an engraver to copy from. The rapidity with which a print can be made with this paper is for numerous purposes, and to men in some occupations, a very great recommendation in its favor.

Size.	PRICE LIST.	Per Package.
4 x 5 inches, in 2 dozen light-tight parcels.....		\$0 28
5 x 8 " " 2 " " " .....		50
6½ x 8½ " " 2 " " " .....		67
8 x 10 " " 2 " " " .....		83

To save loss, parcels are not broken.

In full rolls of 10 yards each, 30 inches wide, \$3.50 per roll.

## OMEGA PAPER.

(Chloro-Bromide Emulsion.)

MANUFACTURED BY

### BRADFISCH & HOPKINS.

WITH the introduction of Gelatino-Emulsion Paper a new era has been started in Photographic Printing, especially for the Amateur, who appreciates so many marked advantages in this paper over Sensitized Albumen Paper. After many and costly experiments Sensitized Emulsion Paper for direct printing out has been produced which far excels any heretofore made, and which is guaranteed to be fully reliable in every respect.

The paper is unexcelled FOR FINE RESULTS and SIMPLICITY OF OPERATION.

Its KEEPING QUALITIES are unsurpassed, it being in good condition for months after manufacture. It will give the fine effects of fresh silver paper, without the necessary separate operations attending toning, fixing, etc. The different solutions are combined in one bath, making it specially desirable to the amateur, there being only two operations, toning and washing, then mounting the same as albumen or other paper.

Any tone from a rich brown to a dark purple may be obtained, according to the time left in the toning bath.

The print is permanent, can be burnished, also glacé by squeegeeing on to a ferrotype plate.

#### PRICE LIST OF OMEGA PAPER.

Size.	Per Doz.	Per Gr.	Size.	Per Doz.	Per Gr.
3¼ x 4¼ .....	0 20		5 x 8 .....	0 45	\$4 50
4 x 5 .....	0 25	\$2 50	6½ x 8½ .....	0 70	
3¾ x 5½ (cabinets trim'd).....	0 30	3 00	8 x 10 .....	0 90	
4¼ x 6½ ( " untrimmed).....	0 35	3 50	20 x 24 .....	4 00	¼ dz. 2 25
5 x 7 .....	0 40	4 00	20 x 24 .....		pr sheet, 0 40

FULL AND EXPLICIT DIRECTIONS ON EACH PACKAGE.

### OMEGA TONING SOLUTION,

For toning and fixing Aristotype, Omega, or Albumen Prints. Gives any tone and clear prints. 10 oz. Bottles 50 cents.

Ferro Plates for Enamelling the Prints, 10 x 14 inches, 10 cents each.

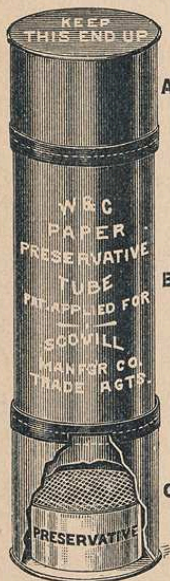
**W. & C.**

**PERFECT PRESERVING TUBES.**

**FOR SENSITIZED PHOTOGRAPHIC PAPERS.**

(PATENT APPLIED FOR.)

**COMPACT, RELIABLE, AIR-TIGHT.**



No. 1. Holds 4	x 5	to 4 1/4 x 6 1/2	(Preservative extra)	\$0 90
" 2	" 5	x 7 to 5 x 8	" "	1 10
" 3	" 6 1/2	x 8 1/2 to 8 x 10	" "	1 50
" 4	" 18	x 22	" "	2 00
" 5	" 18	x 22	Gallery use	3 00

THE

**W. & C. Perfect Paper Preservative**

Will keep Sensitized Paper **FRESH** and **BRILLIANT** FOR MONTHS.

**EIGHT YEARS** in constant use in Europe. Paper can be silvered on dull, cloudy days, and used whenever needed. Proof Paper always fresh and ready for use.

**PRICE OF PERFECT PRESERVATIVE.**

Tin box, size for Nos. 1, 2, and 3 Tubes.....	each,	\$0 20
Tin box, " " 4 and 5 " .....	"	0 35

**Bon-Marche Porcelain Glass,**

For use with Eastman's Transferotype Paper, with ground face; extra quality. Packed in boxes containing six panels.

Size.	For Photograph.	Each.
5 1/2 x 6 1/2.....	4 x 5 .....	\$ 15
5 3/8 x 8 .....	4 1/4 x 6 1/2.....	17
6 1/2 x 8 1/2.....	5 x 7 .....	22
11 x 8 1/2.....	Double cabinets.....	36
15 1/2 x 8 1/2.....	Three cabinets .....	55
8 x 10 .....	6 1/2 x 8 1/2.....	30
9 1/2 x 11 1/2.....	8 x 10 .....	45
12 1/2 x 14 1/2.....	10 x 12 .....	90
13 1/2 x 16 1/2.....	11 x 14 .....	1 10

**HARD RUBBER PLATES.**

FOR DRYING PAPER NEGATIVES.

1/8 in. thick.		1/16 in. thick.	
4 x 5.....	10 cents each.	8 x 10.....	40 cents each.
5 x 7.....	18 "	10 x 12.....	60 "
5 x 8.....	20 "	11 x 14.....	75 "
6 1/2 x 8 1/2.....	30 "		

One Negative can be squeegeed upon each side of the rubber plate, which can then be placed in an ordinary plate rack to dry.

**TRANSLUCINE.**

A new material for rendering paper negatives translucent, without the aid of heat. Put up in corked bottles. Inodorous, and has simply to be rubbed on to the back of the negative and wiped off with a cloth. Price, 35 cents per bottle.

# EUREKA BROMIDE PAPER.

PRICE, No. 1, 2 or 3.—CUT SHEETS.

Size.	Price.	Size.	Price.	Size.	Price.
3 1/4 x 4 1/4	\$0 15	6 1/2 x 8 1/2	\$0 65	17 x 20	\$3 85
4 x 5	25	8 x 10	90	18 x 22	4 50
4 1/4 x 5 1/2	30	10 x 12	1 35	20 x 24	5 50
4 1/4 x 6 1/2	33	10 x 14	1 60	22 x 27	7 00
4 3/4 x 6 1/2	35	11 x 14	1 80	24 x 30	8 25
5 x 7	40	12 x 15	2 00	25 x 30	8 50
5 x 7 1/2	42	14 x 17	2 70	24 x 36	10 00
5 x 8	45	16 x 20	3 60	30 x 40	13 50

Made in Three Grades: No. 1, Thin Smooth. No. 2, Heavy Smooth. No. 3, Heavy Rough.

OTHER SIZES IN PROPORTION.

If ordered in packages of less than one dozen, an extra charge of 25 cents will be made for packing.

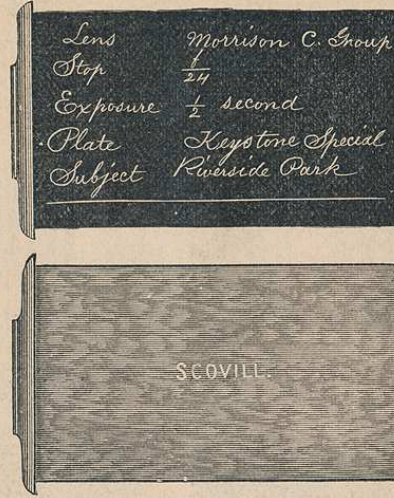
IN ROLLS OR ON PATENT SPOOLS FOR ENLARGING EASELS.

10 inches wide,	\$0 33 per yard.	20 inches wide,	\$0 67 per yard.
11	37	22	74
12	40	24	81
14	47	25	84
16	54	30	1 00
18	60	31	1 05

NOT LESS THAN TEN YARDS ON A SPOOL.

## REGISTERING SLIDES.

(PATENTED.)



Extract from "PHOTOGRAPHIC TIMES," March, 1884.

In the pleasure or excitement attendant upon picture-taking, holders have been so changed about that the note-book afforded no clue to their identity. All photographers, whether professional or amateur, who have in time past puzzled their brains in the endeavor to solve such vexatious questions as these—

- "Have I or have I not exposed that plate?"
- "If exposed, was the plate used for that prized picture?"
- "Shall I incur the risk of making a double exposure?"

henceforth will have themselves only to find fault with if they do not procure and use in their dry-plate holders registering slides, or as they have been called "Record Slides." These can be written upon with slate or lead pencil *ad libitum*, and the writing erased without injury to them. Before taking a picture the mottled surface of these slides is seen; afterward they are turned, so that the blackboard surface, which was toward the sensitive plate, is out, and the data respecting the exposures are penciled thereon—a very convenient place, by the way, to consult it when developing the plates.

The material out of which these Registering Slides is made is so hard that they outlast common paper slides in the proportion of five to one. They will be supplied with new American Optical Co.'s Dry Plate Cameras and Amateur Outfits up to 10x12 size without addition to present price list. Additional Holder Slides of this kind supplied at the following prices:

PRICE REGISTERING SLIDES.		PRICE REGISTERING SLIDES.	
Size for	Each.	Size for	Each.
3 1/4 x 4 1/4	\$0 18	5 x 7	\$0 35
4 x 5	20	5 x 8	40
4 1/4 x 5 1/2	24	6 1/2 x 8 1/2	55
4 1/4 x 6 1/2	28	8 x 10	75

Registering Slides not made above 8x10 size.

# LIGHT-WEIGHT

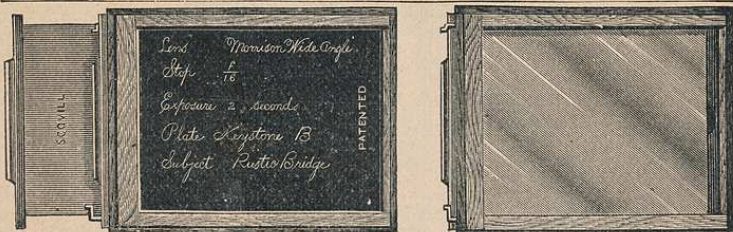
SCOVILL.



## Double Holders.

Patented November 15, 1887,

and January 24, 1888.



SHOWING PATENT REGISTERING SLIDE.

WITH FRONT SLIDE TAKEN OUT

Substantial, serviceable and accurate double holders cannot be made smaller or lighter than the Scovill Light-weight Holders, and though so thin kits may be used in them. The Light-weight Holders yield a negative the full width of the plate, and, what is equally important, the plate may be placed in these holders or removed therefrom without touching the sensitive surface and without danger of breaking it. Observe the means shown in illustration for locking the slides. The Light-weight Holders are made with solid frame so that they will not come apart, leak light, or warp. Every holder has the patent Registering Slides described on page 87.

If you want to secure accurate focusing use the Light-weight, or any of the other Scovill Plate Holders.

### Price Light-weight Double Holder ; also Scovill Double Film Holder.

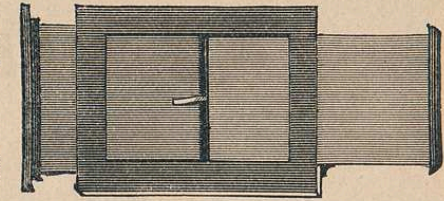
3 1/4 x 4 1/4	.....\$1.10	5 x 7	.....\$1.30
4 x 5	.....1.25	5 1/2 x 7	.....1.40
4 1/4 x 5 1/2	.....1.25	5 x 8	.....1.40
4 1/4 x 6 1/2	.....1.25	6 1/2 x 8 1/2	.....1.70
4 3/4 x 6 1/2	.....1.30	8 x 10	.....2.00

Light-Weight Holders can be fitted to any American Optical Co. Camera or Scovill Outfit.

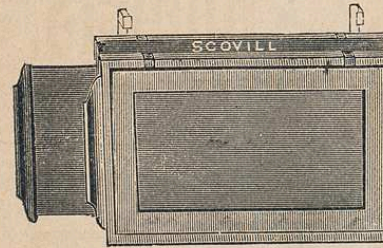
## THE SCOVILL N. S. DRY PLATE HOLDER.

(PATENTED.)

Scovill's Patent Double Dry Plate Holders are reversible, and made to receive kits.



## THE DAISY DRY PLATE HOLDER.

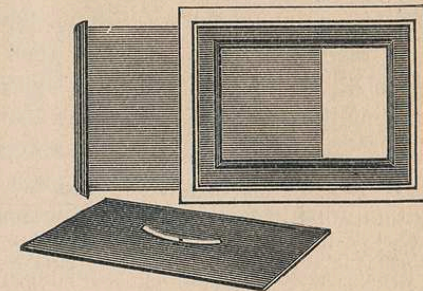


"This holder is a Daisy." The frequent repetition of this exclamation fixed the name by which our new holder is designated. It has the great merit of being lighter and of occupying less space than any other substantial holder that has ever been devised. The Daisy Holder opens like a book when the dry plates are being put into or taken out of it, and is so arranged that light cannot penetrate through from one side to the other. There are no projecting screws on this holder. What supplies their place is simple and more effective. The slides have no catches, as they are unnecessary.

## THE FLAMMANG Single Dry Plate HOLDER.

(PATENTED.)


Arranged to take Kits of Lesser Size.



When making Dry Plate Holders of our patented designs to fit cameras not made by us, we are obliged to add 25 per cent. to the list price, as such holders must be made singly, not in quantity. Even with the addition to the list, we cannot expect to get more than the cost.

Size.	Scovill's Patent Double Dry Plate Holder. Kits extra.	Daisy Double Dry Plate Holder. Kits extra.	Flammang's Single Dry Plate Holder. With Kits
3 1/4 x 4 1/4	.....\$1 50	\$1 75	\$1 50
4 x 5	.....1 75	2 00	1 75
4 1/4 x 5 1/2	.....1 85	2 10	1 85
4 1/4 x 6 1/2	.....1 90	2 25	1 90
5 x 7	.....2 10	2 35	2 10
5 x 8	.....2 20	2 50	2 20
6 1/2 x 8 1/2	.....3 80	4 20	3 80
8 x 10	.....5 00	6 00	5 00

# THE SCOVILL EXTENSION TRIPODS.

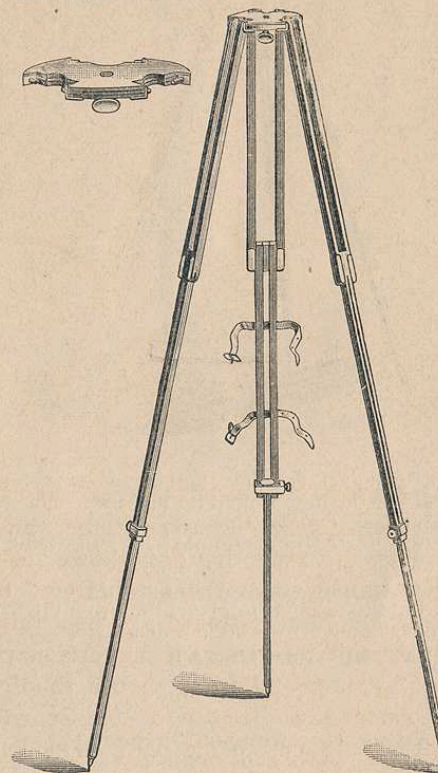


THIS Tripod possesses special advantages. It can be set up, ready for use, quicker than any other, and with less trouble. By turning the brass buttons shown in the accompanying illustration, the legs may "in a twinkling" be extended to the desired length, and fastened. When this Tripod is placed on uneven ground, the camera it supports may be brought to the proper level by simply adjusting the length of the Tripod legs. Another commendable feature of the Scovill Extension Tripod is, that it has no detachable parts to be misplaced or lost. Combining as it does firmness, strength and lightness, this Tripod must at once find favor with the professional view taker, who very often wastes valuable time, or loses opportune moments in placing the Tripod legs and changing their position to include just what is wanted in a picture, and to level the camera. The artist for a sketching trip finds the top of this Tripod a very convenient place to fasten his Easel, as well as his camera.

No. 1, for 1-4 and 4x5 Cameras.....	each, \$3 00
" 2, " 5x8 Cameras.....	" 3 25
" 2½, " " ".....	" 3 50
" 3, " 6½x8½ Cameras.....	" 5 00

# THE ALBION TRIPOD.

This is the most elegant Tripod ever introduced. It is adapted to and is firm enough to support without vibration any View Camera from 5 x 7 to 10 x 12 size, inclusive.



The Legs of this Tripod are adjustable as to length, and may be quickly folded. As the binding straps are attached, they are always in place when wanted.

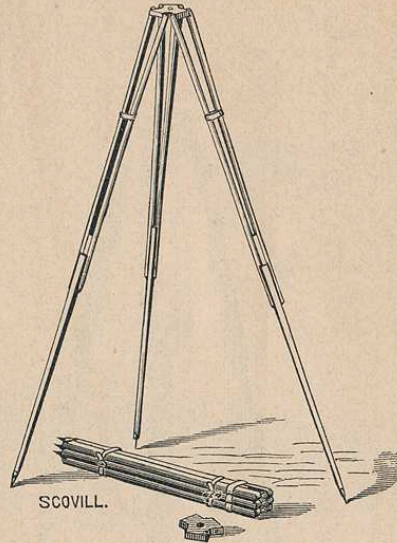
The artistic design and faultless finish of every portion of this Tripod cannot be realized without seeing one, and to use an ALBION TRIPOD means to be fully satisfied, and wish for none other.



No. 1, price .....	\$5 00
No. 2, Cherry wood.....	6 00
No. 3, Spruce (very light), price.....	6 00

# The Scovill Adjustable Tripod.

(FEATHER WEIGHT.)

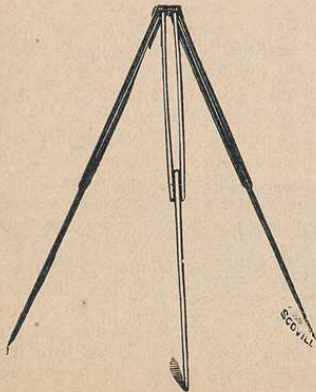


Nothing more compact, certainly nothing as graceful in appearance and light in weight as the new Tripod for out-door Photography, just produced by the American Optical Company, has yet made its appearance. Because so readily adjusted to the utmost irregularity of the earth's surface, it was decided to call it the "Adjustable Tripod." Lady amateurs prefer it to any other pattern on account of its lightness and beauty. The top is covered with billiard-cloth to prevent marring the fine polish on our cameras, and the clamping screws are not detachable.

## SCOVILL ADJUSTABLE TRIPOD.

No. 1.....	Price, each, \$3.50
" 2.....	" " 5.00

**Scovill Adjustable Jointed Tripod**, to fold and pack in a 22-inch Valise..... \$4.00  
Do. with Canvas Bag and Handle.. 4.75



## THE IMPROVED TAYLOR TRIPOD.

The illustration here presented makes an extended description unnecessary. Suffice it to say that this tripod is very firm when set up, and folds up compactly by simply pressing together the two upper joints of each leg, thus unsetting them from the pins on the brass top and then doubling them over on to the third joint. This movement is naturally reversed when placing the tripod in position to support the camera.

Price, with metal disc and non-detachable screw.....\$2.25 each.  
Adapted for cameras from 1-4 to 8x10 size.


## The Daisy Tripod.

An inspection of one of these Tripods will convince the most skeptical that it has no superior for ease of adjustment, lightness and compactness.

Length, when folded, 16½ inches.

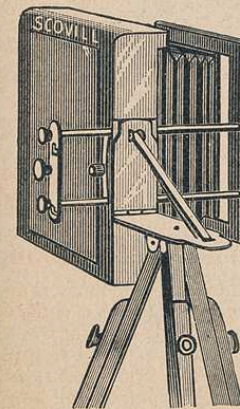
Weight, 2 lbs.

**Price, \$5.00.**



## Patent Camera Reversing Attachments.

ADAPTED ONLY TO SCOVILL EXTENSION TRIPODS.



No. 1, with No. 1 Extension Tripod, and Camera Bed Plate.....	\$4 50
No. 2, with No. 2 Extension Tripod.....	5 00

"When the means for the reversal of a camera are brought into notice, it is a fair test to ascertain how quickly the movement can be consummated; is the mechanism intricate or the reverse; and, finally, does it aid in picture-taking, or, per contra, impair the worth of the production.

"When the new reversing attachment devised at the American Optical Co.'s factory is seen, no manual of instruction need be consulted to ascertain how it is applied or worked. This is obvious. A cut does not convey an idea of its merit thus readily.

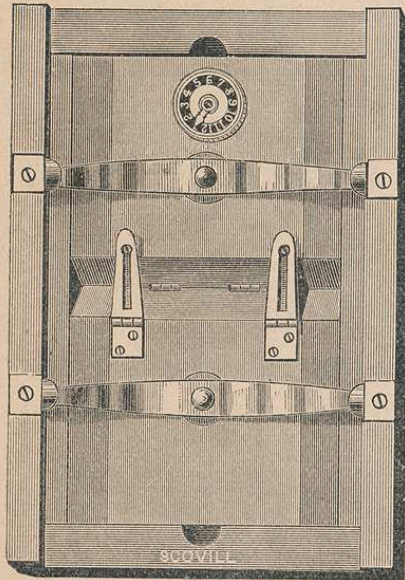
"Two brass plates, hinged at the end, are opened to form a right angle, and held rigidly in that position, or are brought together and tightly clamped by a rod with a hooked end, which plays through an opening in the brass plate secured fast to the tripod top. Upon the upper plate the camera is set or unset at pleasure. Whether in the vertical or horizontal position, the camera is held so firmly as to be secured against vibration. The reversal can be effected in an instant."




# IRVING PRINTING FRAMES

WITH ADJUSTABLE SUPPORTS.

(PATENTED.)



IRVING PRINTING FRAME, CLOSED.  
FRONT VIEW.



IRVING PRINTING FRAME, OPEN.  
BACK VIEW.

The IRVING FRAMES have valuable features which cannot be copied. They are in workmanship, design, and other respects, superior to all other printing frames.

The continuous felt pads made especially to order for us, insure absolute protection and uniform pressure throughout. The Irving Patent Catches lock the back, so that when one flap is open there is not the slightest danger of the flaps, paper or negative slipping.

The springs are cut by dies of specially tempered and tested metal, and are riveted to the backs with washers underneath to protect the wood-work.

The IRVING FRAMES are made of cherry guaranteed not to warp or crack.

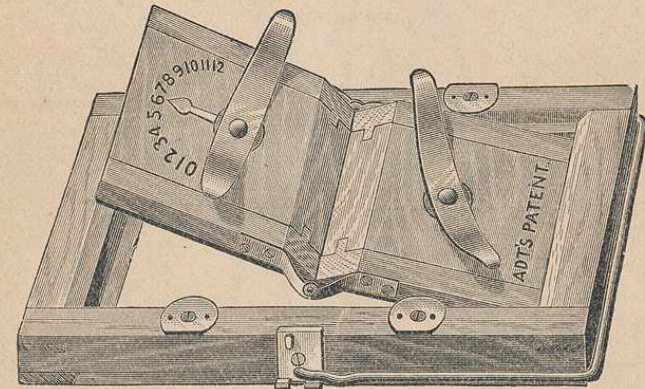
The tally does not depend upon any other part of the frame to lock it, for the pointer will remain in place no matter what is done to other parts of the frame.

### Prices for Half or Two-thirds Opening Styles.

3¼ x 4¼ .....	\$0 45	5 x 7 .....	\$0 60
4 x 5 .....	48	5 x 8 .....	65
4¼ x 5½ .....	50	6½ x 8½ .....	70
4¼ x 6½ .....	55	8 x 10 .....	80


When made with backs to open lengthways, ten per cent. is added to the foregoing prices, for the respective sizes.

# ADT'S PATENT PRINTING FRAME.



These Frames are now supplied (without extra charge) with Adt's Patent Support with which the frame can be stood on either end, and at four different angles, for exposure while printing. It is out of the way of the printer when introducing the paper, or examining the print, for when the frame lies or is held with back up, the support instantly drops upon its stops for rest, and is entirely out of the way of the hand of the printer, so that he may remove or open the back-board, or replace it, as if there were no support present. Being arranged close around the sides and ends of the frame, it occupies so

little space as not to interfere with the packing or storage of the frames, and when the printer places his frame for exposure the support readily finds its position for supporting the frame without any special manipulation.



### PRICES.

3¼ x 4¼ .....	\$0 50
4 x 5 .....	50
4¼ x 5½ .....	50
4¼ x 6½ .....	60
5 x 7 .....	65
5 x 8 .....	65
6½ x 8½ .....	75
8 x 10 .....	85
10 x 12 .....	1 15
11 x 14 .....	2 15
13 x 16 .....	2 40
14 x 17 .....	2 80

When made with back to open lengthways, an additional charge of 10 per cent. will be added to the above prices.


As will be seen by a glance at the cut, the adjacent edges of the parts of the back-board are beveled outward, and the hinges placed on the sides with their axes on a line with the surface. This permits the attachment to the face of the back-board of a **Heavy, Continuous Elastic Felt Pad**. This obviates the necessity of using a separate pad, which is so easily misplaced and lost.

### THE SCOVILL PRINTING FRAME PADS.

<i>For</i>	<i>First Quality.</i>	
	<i>Gray.</i>	
3 1/4 x 4 3/4	Frames, in boxes, per dozen	\$0 24
4 x 5	" " " "	33
4 1/4 x 5 1/2	" " " "	36
4 3/4 x 6 1/2	" " " "	38
5 x 7	" " " "	54
5 x 8	" " " "	57
6 1/2 x 8 1/2	" " " "	84
8 x 10	" " " "	1 44
10 x 12	" " " "	2 16
11 x 14	" " " "	2 88
14 x 17	" " " "	4 08
16 x 20	" " " "	5 04
17 x 20	" " " "	5 28
18 x 22	" " " "	6 48
20 x 24	" " " "	8 40

The above goods are put up in boxes containing one dozen pads each. We have improved the quality, and, as you will notice, have reduced the price

### NEGATIVE BOXES.



FOR HOLDING  
TWENTY-FOUR PLATES  
EACH.

	Regular, with Hook.	Light Tight, with Lock and Key.		Regular, with Hook.	Light Tight, with Lock and Key.
3 1/4 x 4 1/4	\$0 62	\$1 62	4 x 8	\$0 75	\$1 75
4 x 5	65	1 65	5 x 7	85	1 85
4 1/4 x 5 1/2	70	1 70	5 x 8	90	1 90
4 1/4 x 6 1/2	75	1 75	6 1/2 x 8 1/2	1 00	2 00
4 x 7	75	1 85			

4x5 Negative Storage Boxes (to hold 100).....\$1 00

### WATERBURY NEGATIVE BOXES.

Very Light—for Twelve Plates.


4x5	\$0 30
5x8	50

### LANTERN SLIDE BOXES.

No. 1, to hold 25 Lantern Slides	\$ 65
" 2, " 50 " "	1 30
" 3, " 100 " "	2 50

### THE SCOVILL DOUBLE LEVEL.

The Scovill Double Level will be appreciated by landscape and tourist photographers. It is quite compact and may be attached either to the body

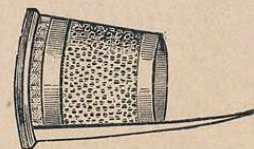


or platform of the camera, and may be used also with cameras of different sizes. Price, 40 cents.

By using the **Russell Negative Clasp** and **Drying Support**, there is no need of wetting or staining the fingers in the developer, or of touching a plate until after it has been developed, varnished and dried. Adaptable for all sizes, from 3 1/4 x 4 1/4 to 8x10 inclusive. Price, 15c. each.



### SCOVILL'S EFFICIENT PLATE LIFTER.




This Plate Lifter is very nearly like an ordinary open end **Thimble** with a **Pointed piece of Metal** soldered securely to it as shown in the illustration.

Where a number of plates are developed in one dish, this Plate Lifter is not only a convenience, but quite a necessity.

Being the largest makers of Thimbles in the country, we are enabled to offer these Plate Lifters for the nominal price of 15 cents each.

## The SCOVILL PEERLESS DARK-ROOM LANTERN.



"This is without question the best Lantern for the photographer's use yet introduced." Such is the report of experts who have had them in use for months.

Why they were agreed in their conclusions:

*Because* the ventilation is perfect, and danger of overheating overcome.

*Because* it is constructed so that white light does not escape.

*Because* it gives ample light for the dark-room.

*Because* the abundant light does not fog, but does show any spot or blemish in the plate.


*Because* so much of the

light may be thrown into the developing dish and be shaded from the eyes.

*Because* it may be used either with coal-oil or candle.

*Because* the flame may be so quickly controlled by unlatching the door or uncatching the bottom of the Lantern.

**Price, \$2.50.**



## The W. I. A. Petite Dry-Plate Lantern


Will be found quite superior to any lantern previously offered at a smaller price than the Scovill Peerless Lantern. It is much to be preferred above an oil consumer, on account of safety and cleanliness. The light emitted is abundant, and the ventilation perfect. When not in use the chimney of this petite lantern may be taken off and placed inside over the candle.

**Price, \$1.25.**

## CARBUTT'S

MULTUM IN PARVO

## DRY PLATE LANTERN.




Lantern arranged for developing, and after fixing examining negatives by opal light.

Has three separate and distinct forms of light, and can be used for seven or more different operations in photography. It is adapted for the use of either oil or gas; is provided with coal-oil lamp, with improved patent burner and silvered reflector; is about nine inches square by fourteen inches high, with eight by ten light of deep ruby glass in front, and good for protecting the eyes from the glare of the red light.

**PRICE \$6.00, BOXED READY FOR SHIPMENT.**

### The "Safety" Flash Igniter.

(PATENTED.)



This Igniter can be used for either compound Flash Powders, Magnesium Cartridges or pure Magnesium Powder on substratum of Flash Cotton.


Particularly recommended for the Compound Flash Powders on account of its safety. It uses no alcohol or other flame. Ignition is produced by the glowing point of a carbon arranged under a receptacle for the Fuse and Flash Powder. The carbon is brought into contact with the fuse by compressing the rubber bulb. The flash can be controlled by the operator from his camera, and at any distance, as the Igniter works equally

well with long or short tubing. Directions for use in every box.

Price, including box of carbons, rubber bulb, and 3 feet of rubber tubing. Complete in wooden box.....	\$4 00
Extra boxes of prepared carbons.....	25
Extra rubber tubing in lengths of 12 feet, including brass connection.....	75


### THE "ALADDIN" DARK ROOM LAMP.

(PATENTED.)



**ALADDIN.**  
Bracket Lamp.

For use with gas. Burning the patent Sodium Wick, which produces a non-actinic chemical flame. It gives a beautiful yellow light for dark-room use which is perfectly safe, without smoke or odor; more brilliant than the ordinary ruby light, and both pleasant and restful to the eyes. The lamp is made in two styles: the BRACKET LAMP, which may be slipped over any ordinary gas burner, and the TABLE LAMP, for which the gas connection is made by rubber tubing.



**ALADDIN.**  
Table Lamp.

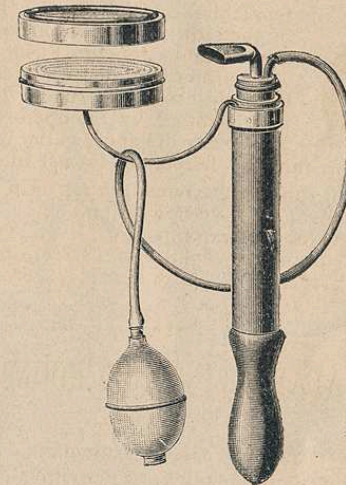
Price, including non-actinic amber chimney, extra brass tip, and box of chemical wicks, in wooden box, complete.....	\$3 50
Extra chemical wicks, sufficient for one thousand hours' lighting, per box .....	35
Extra non-actinic amber chimneys, each.....	30

In ordering please specify whether BRACKET or TABLE LAMP is desired.

— THE —

## Little Giant Repeating Flash Lamp.

Patented September 2, 1890.



**SAFE, CONVENIENT AND POWERFUL.**


Embodying the same principle as the Standard lamp, and producing a number of intensely brilliant flashes from one charge.

It is guaranteed to give satisfaction.

**Price, Boxed, \$2.50.**

## THE STANDARD FLASH LAMP.

*PATENTED.*




This lamp gives a continuous or intermitting flash, and having an Argand flame box insures the complete consumption of powder with minimum smoke. It is for amateur or professional use.

Two or more of these lamps can be flashed instantaneously from different points.

Price, \$4.50.

## The Standard Triple Flash Lamp.

*PATENTED.*



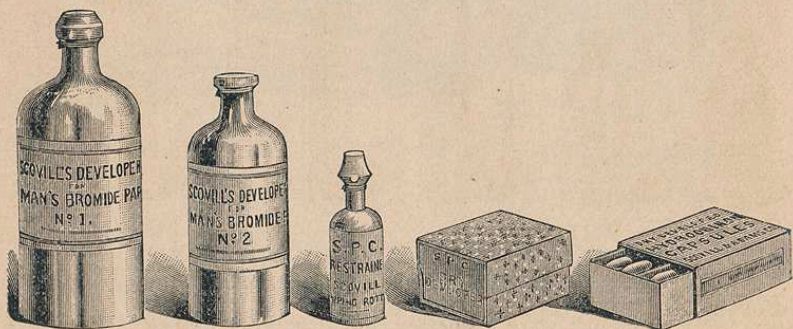
This lamp gives a continuous or intermitting light of intense power and brilliancy, and is for lighting theatres or large halls.

Price, \$7.50.

## Scovill Prepared Solutions. POWDERS AND CAPSULES.



- S. P. C. Eikonogen Developer.** Per package, **\$0 75**
- S. P. C. Pyro and Soda Developer.**  
Price, per package, **60**
- S. P. C. Hydrochinon Developer.**  
Does not stain the fingers or leave the plate yellow; works equally well with all brands of plates, giving perfect detail, density and brilliancy in the negative. Full directions enclosed in each package. Price, per package, **60**
- S. P. C. Pyro and Potash Developer.**  
Price, per package, **60**  
Price, per pint set, **1 25**  
Price, per quart set, **2 25**

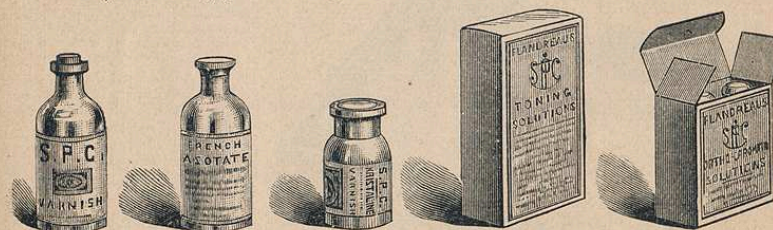


- S. P. C. Bromide Paper Developer**  
for Eastman Bromide Paper. Set, **75**
- S. P. C. Restrainer.** In accurate dropping bottle, **50**
- S. P. C. Developing Powders.** Per box of 12, **50**
- Hydrochinon Capsules,** per box, **60**

## SCOVILL PREPARED SOLUTIONS, POWDERS, &c.



- S. P. C. Clarifying Solution.** Per bottle, **\$0 50**
- S. P. C. Reducing Solution.** Small bottle, **50**  
Large bottle, **75**  
Reduces density in negatives and positives on glass or paper. Can be applied locally to remove halation marks, ghosts, etc.
- S. P. C. Hypo Eliminator.** (For Removing every trace of Hyposulphite of Soda from Negatives and Prints). Price, per bottle, with book of testing paper, **50**
- S. P. C. Retouching Fluid.** (For Varnished and Unvarnished Negatives). Price, per bottle, **25**
- Magnesium Flash Compound,** oz. bottle, **50**
- Hall's Intensifier** (For Strengthening Weak Negatives). Price, per bottle, **75**



- S. P. C. Varnish,** Per bottle, **35**
- French Azotate** (For Toning Prints.) " " **25**
- Kristaline Varnish,** " " **40**
- S. P. C. Toning Solution.** Per set, **1 00**  
Produces the most brilliant tones, ranging from chocolate to black on ready-sensitized paper.
- S. P. C. Orthochromatic Solutions.**  
By which any plate may be rendered color-sensitive. Price, per package, **1 50**

# HYDROCHINON CAPSULES.

(DRY DEVELOPER)

Light, Compact—Just the thing for Tourists


Price, 60 Cents per Set.

Patent Pending.

An entirely new and practical idea by which a chemically pure DRY DEVELOPER, working admirably on any make of DRY PLATES, can be preserved *unchanged* for any length of time; transported *by mail* to any part of the country (occupying but a very small space), and used to make any quantity of Developer, without the use of measures or weights of any kind.

*Directions for use inside each Box.*

## The Acme Glass Bottom Developing Trays FOR DRY PLATES.



These Trays enable the operator to develop a plate without removing it from the solution until fully developed.

The Acme Trays are made of Walnut, with Glass Bottoms, and Receptacle at one end to hold the solution while looking at the plate. They also have buttons adhering to the glass to prevent suction.

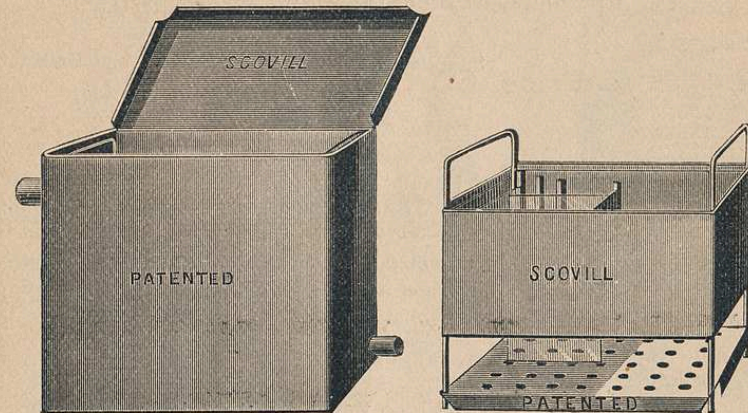
The Acme Trays are superior to all others in respect to cheapness, durability and cleanliness. They are lined with acid proof cement, and warranted not to leak.

### PRICES FOR TRAYS WITH RESERVOIR TO DEVELOP.

5 x 7 Plate and smaller	\$1 00	8 x 10 Plate	\$1 30
5 x 8 "	1 20	10 x 12 "	2 00
6½ x 8½ "	1 25	11 x 14 "	2 25
		15 x 18 "	4 00
20 x 24 Trays for silvering whole sheets, without reservoir, but with double thick glass bottom..... 5 00			

# THE SCOVILL Negative Washing Boxes.

(PATENTED.)



The Scovill Negative Washing Boxes are all now made adaptable and so that plates may be taken out without putting the fingers in the washing water. (See illustration.) The perforated bottom prevents water from passing through the box with too great force, and distributes it so that every plate and every portion of a plate is equally washed, and this cannot be done with any other washing box.


### PRICE LIST.

	(ADAPTABLE).	EACH.
For 3¼ x 4¼ Plates.....		\$1 60
" 4 x 5 " and smaller sizes.....		1 75
" 4¼ x 5½ " " " ".....		1 90
" 4¼ x 6½ " " " ".....		2 00
" 5 x 7 " " " ".....		2 10
" 5 x 8 " " " ".....		2 15
" 6½ x 8½ " " " ".....		2 25
" 8 x 10 " " " ".....		2 50
" 10 x 12 " " " ".....		4 00
" 11 x 14 " " " ".....		5 00
" 14 x 17 " " " ".....		6 00

**8x10 ADJUSTABLE WASHING BOX..... 4 00**

Adjustable for 6½x8½, 5x8, 5x7, 4x5, 3¼x4¼ Plates. *All sizes to be washed at once.*

DEVELOPERS AND CHEMICALS IN SOLUTION  
TRANSPORTED SAFELY IN  
**CORRUGATED PROTECTING CASES,**




Supplied with Cut Glass Bottles, and Graduated Tumbler to Measure Liquids.

CORRUGATED PROTECTING CASES are a great convenience to the landscape Photographer and amateur picture-taker when away from home. Though made of thin metal, the corrugation makes them so strong as to resist crushing. Being nickled and finely finished, the external appearance of these Cases is

DECIDEDLY TASTEFUL,

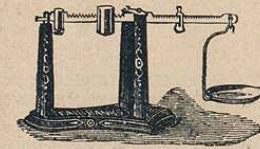
indeed, one would be more inclined to place them in a satchel than in a packing case. Whether carried about in a horizontal or vertical position, the locking ring affords perfect protection for the liquids contained in the bottle.



PRICE LIST.

- |   | Each. |
|---|-------|
| <b>No. 1.</b> Diameter, 1½ in. Length, 3½ in. Weight, 4½ oz. Furnished with 1 ounce bottle.....                                   | \$.50 |
| <b>No. 3 A</b> Diameter, 2 in. Length, 5½ in. Weight, 7½ oz. Furnished with 4 oz. bottle, with tumbler, making ¼ pint flask.....  | .85   |
| <b>No. 4 A</b> Diameter, 2½ in. Length, 7 in. Weight, 14 oz. Furnished with 8 oz. bottle, with tumbler, making ½ pint flask.....  | 1.10  |
| <b>No. 13 A</b> Diameter, 2¾ in. Length, 6 in. Weight, 17 oz. Furnished with 8 oz. bottle, with tumbler, making ½ pint flask..... | 1.20  |

FAIRBANK'S  
Photographers' Scale.



NEW PATTERN, 2½ INCH PAN.

Half grain to 8 drams indicated on beam. No weights required.

JAPANNED SCALE, NICKEL-PLATED BEAM, - - \$5.00.

THE HALLENBECK  
**Sensitized Paper and Dry Plate Safety Box.**

Size.	Price, Ordinary.	Price, Cedar lined.
4 x 5	\$1 00	\$1 50
5 x 8	1 15	1 65
6½ x 8½	1 25	1 75
8 x 10	1 50	2 00
19 x 23	4 50	5 50

These boxes are provided with lock and key, and with weighted inside lid to keep paper flat,



DRAWING-ROOM TRANSPARENCY FRAMES.

These Frames can be described, or characterized by one phrase, "THE REFINEMENT OF TASTE."

SIZE.	EACH.	SIZE.	EACH.
4 x5 inch.....	\$0 28	6½ x 8¼ inch.....	\$0 38
4¼ x 6½ ".....	30	6½ x 9 ".....	48
5 x7 ".....	30	8 x10 ".....	48
5 x8 ".....	34	10 x12 ".....	75
6½ x7½ ".....	38	11 x14 ".....	90



SCOVILL'S ETCHED GROUND GLASS


(WITH HANDSOME DESIGNS ON BORDER), FOR TRANSPARENCIES.

6½ x 7½ for 4 x 5 Picture.....	Per light,	27½ cts.
6½ x 9 " 4¼ x 6½, 5x7, and 5x8 Picture.....	"	42½ "
8 x10 " 6½ x 8½ Picture.....	"	50 "
10 x12 " 8 x10 ".....	"	62½ "

Plain Ground Glass for Transparencies.

	Per Light.		Per Light.		Per Light.
4 x5.....	\$0.12	5 x8.....	\$0.18	8x10.....	\$0.35
4¼x5½.....	15	6½x8½.....	28	10x12.....	50
4¼x6½.....	16			11x14.....	1.00

SCOVILL'S GLOSSY RUBBER TRAYS.



After a protracted and costly series of experiments, we are now able to offer to the trade, a superior article in texture, durability and polish. The utility of the parallel ridgelets must at once be apparent to the photographic practitioner.

PRICE LIST.

Size.	Price, each.
No. 200, 4¾ x 5¾ for 1-4, 4-5, and 4¼ x 5½ plates.....	\$0 28
" 300, 5½ x 8½ for 5 x 7 and 5 x 8 ".....	56
" 400, 7 x 9 for 6½ x 8½ ".....	72
" 500, 8½ x 10½ for 7 x 9 and 8 x 10 ".....	1 08

Scovill's Outfit for Making Lantern Slides consists of

- 1 doz. Thin Crystal Glass.
- 2 " Black Mats.
- 1 package Black Adhesive Paper.
- 1 doz. 3¼x4 Keystone Gelatino-Albumen Dry Plates.
- 1 package S. P. C. Oxalate Developer.
- 2 4¼x5½ Solid Glass Pans.
- 1 lb. Hyposulphite Soda.

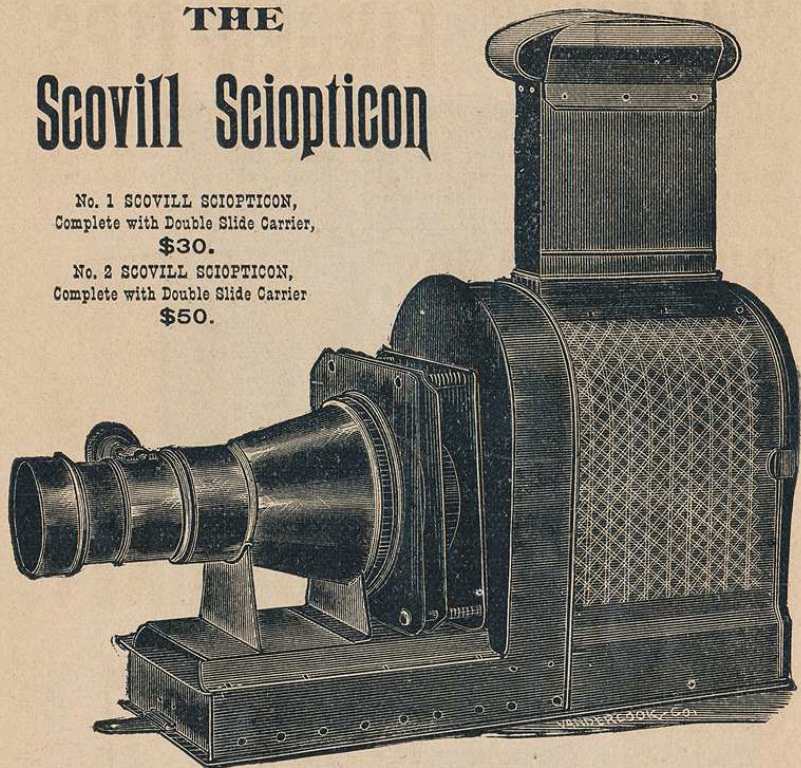
The above, packed in wooden case, price complete..... \$3 50

For enlarging, reducing, or copying Negatives to make Lantern Slides, we recommend the use of one of the Scovill Enlarging, Reducing and Copying Cameras.

# THE Scovill Siopticon

No. 1 SCOVILL SIOPTICON,  
Complete with Double Slide Carrier,  
**\$30.**

No. 2 SCOVILL SIOPTICON,  
Complete with Double Slide Carrier  
**\$50.**



After experimenting with most of the lanterns in the market, we have come to the conclusion that for parlor or small hall exhibitions, chemical and optical experiments, etc., the SCOVILL LANTERN affords, at a moderate price, the greatest number of advantages, and from its simplicity and non-liability to get out of order, gives, even in inexperienced hands, results superior to all others.

The No. 1 SCOVILL SIOPTICON when packed for carrying, in its own Russia iron case, measures 15 x 10 x 6 inches, and weighs 12 pounds: the case serving as a convenient stand when the lantern is in use.

The CASE and BODY of the Lantern are of Russia iron, and neat and compact in form. That part of the body which surrounds the lamp is double, the outer cover being ornamentally perforated so as to allow a constant current of air to circulate and keep down the temperature.

The lamp is of the triple wick variety, and so constructed that the three flames combine, and by the draught of a ten-inch chimney give a brilliant flame.

The CONDENSER is four inches in diameter, neatly mounted in brass, thoroughly ventilated, and arranged with screw flange so that the lenses may be separated and cleaned when required.

The CONE, which carries the objective, and the mount of that lens are nickel-plated. The objective is a double achromatic lens of one and a half inch clear aperture and five-inch focus, so that at a distance of twelve feet from the screen, it gives a brilliant picture on disc six feet in diameter. The focus is roughly obtained by sliding the front, carrying both cone and lens; and fine adjustment by a rack and pinion on the objective.

The No. 2 SCOVILL SIOPTICON measures, when packed in case for carrying, 18 1/2 x 12 x 8 1/2, and weighs 19 pounds. The objective is a double achromatic lens of 1 1/2 inches clear aperture and 5 1/2 inches focus so that at a distance of about 12 feet from the screen it shows a brilliant picture on disc eight feet in diameter. The lamp has five wicks and is correspondingly more powerful than the lamp with the No. 1 SIOPTICON.


# "ALPHA" FINGER-TIPS.

This very useful article comes in a nest of three finger-tips of assorted sizes, put up in a neat paper box; **Price, 15 cents.**

These goods are made of pure gum rubber, and being very thin and pliable do not draw the fingers, while they protect them entirely from the stains of various photographic solutions.


## RUBBER BANDS.

Eighteen gross, 1 1/2 inch bands in a 1/4 lb. box. Put up nicely in 1/4 lb. boxes. Use them instead of twine. 2,592 bands (count 'em) in a 1/4 lb. box.  
Per 1/4 lb. box.....\$1 00  
Per 1 oz. box..... 30



# THE "ALPHA" CABINET.

PURE RUBBER ELASTIC BANDS.



Choice assortment for Amateur Photographers, of Pure Rubber Bands—over 500, in eleven sizes, from one to three inches long, and from one-sixteenth to one-half inch in width. It also contains an "Ink Shield" for the pen, which not only saves your fingers, but your desk, books and paper.

**Price complete, each, \$1.25.**

## SCOVILL SQUEEGEE AND PRINT ROLLER.



### Superior to anything in the Market.


The Scovill Squeegee Roller is especially designed to be used in the place of the ordinary Squeegee in working film and paper negatives, bromide prints for removing surplus water from albumen prints before mounting, etc.

It is neatly constructed with black walnut handle, brass trimmings and a heavily covered rubber roller.

It will be found a very handy tool alike to the professional and amateur photographer.

**Price, \$1.00 each.**

## THE ADT Patent Manipulator.



The combined features of this Device make it an indispensable contrivance for the Dark-Room.

### ADAPTABLE FOR VARIOUS SIZE TRAYS.

As will be seen by a glance at the cut, this device not only protects the hands in lifting the plate from the developer, but as they do not come in contact with the tray, stained fingers are entirely avoided.

It not only prevents soiling the hands, but will be found a great aid in manipulating the plate.

It is attachable to and will firmly hold various sizes and depths of trays without adjusting.

The lifter is of German Silver, flattened at the end, thus requiring no extra amount of developer.

They are strongly made and heavily nickel-plated throughout.

**Price, 85 Cents Each.**

—S. P. C.—

## JAPANNED DEVELOPING TRAYS


(Made of Selected Metal)

—FOR—

### DRY PLATE PHOTOGRAPHY.

Size $4\frac{1}{2}$ x $5\frac{1}{2}$ inches.....	price each, 20 cents.
“ $5\frac{1}{2}$ x $8\frac{1}{2}$ “ .....	“ 25 “
“ 7 x 9 “ .....	“ 30 “
“ $8\frac{1}{2}$ x $10\frac{1}{2}$ “ .....	“ 40 “

## BURNISHERS.



—PRICES—

6 inch roll.....	\$13 00		10 inch roll.....	\$20 00
------------------	---------	--	-------------------	---------

If by accident, or otherwise, the burnishing tool becomes defaced, it can be replaced with a new tool at a mere nominal cost, and the machine is as good as new

## GENERAL PRICE LIST.

Chemicals subject to Fluctuation in Prices.

Glass Forms, Stereo.....each,	\$0 40	Glass Forms, 4 x 5.....each,	\$0 50
Card Glass Forms.....	“ 25	“ 5 x 8.....	“ 75
Cabinet “ .....	“ 50	“ $6\frac{1}{2}$ x $8\frac{1}{2}$ .....	“ 1 00
Robinson's Straight Trimmers.....	“ 50	“ “ “ .....	“ 50
“ Revolving “ with guide.....	“ 1 00	“ “ “ .....	“ 50
Scovill Focusing Cloths.....	“ 50	“ “ “ .....	“ 36
“ Printing Frames, flat, $3\frac{1}{2}$ x $4\frac{1}{2}$ .....	“ 38	“ “ “ .....	“ 40
“ “ “ 4 x 5.....	“ 40	“ “ “ .....	“ 42
“ “ “ $4\frac{1}{2}$ x $5\frac{1}{2}$ .....	“ 50	“ “ “ .....	“ 52
“ “ “ $4\frac{1}{2}$ x $6\frac{1}{2}$ .....	“ 60	“ “ “ .....	“ 60
“ “ “ 5 x 7.....	“ 35	“ “ “ .....	“ 14
“ “ “ 5 x 8.....	“ 15	“ “ “ .....	“ 10
“ “ “ $6\frac{1}{2}$ x $8\frac{1}{2}$ .....	“ 12	“ “ “ .....	“ 15
Neutral Oxalate Potash.....	per lb., 35	“ “ “ .....	“ 12
Protosulphate Iron.....	per lb., 14	“ “ “ .....	“ 30
Sulphate Iron and Ammonia.....	per oz., 15	“ “ “ .....	“ 85
Oxalic Acid.....	per oz., 10	“ “ “ .....	“ 15
Citric Acid.....	“ 15	“ “ “ .....	“ 15
Bromide Ammonium.....	“ 12	“ “ “ .....	“ 10
“ Potassium.....	“ 12	“ “ “ .....	“ 32
Iodide “ .....	“ 30	“ “ “ .....	“ 10
Nitrate Uranium.....	“ 85	“ “ “ .....	“ 10
Red Prussiate Potash.....	“ 15	“ “ “ .....	“ 10
Litmus Paper.....	per sheet or book, 5	“ “ “ .....	“ 25
“ “ “ .....	per box, 50	“ “ “ .....	“ 25
“ “ “ .....	per lb., 10	“ “ “ .....	“ 25
Carbonate Soda (Sal Soda).....	per oz., 35	“ “ “ .....	“ 25
Pyrogallic Acid.....	“ 20	“ “ “ .....	“ 35
Sulphuric Acid, in bottle and tin can.....	“ 15	“ “ “ .....	“ 35
Bichloride Mercury.....	“ 15	“ “ “ .....	“ 35
Chloride Ammonium.....	“ 10	“ “ “ .....	“ 55
Liquid Ammonia, conc.....	per lb., 32	“ “ “ .....	“ 55
Hyposulphite Soda.....	“ 10	“ “ “ .....	“ 35
Alum, Ground.....	“ 10	“ “ “ .....	“ 25
Chrome Alum (commercial) in box.....	“ 25	“ “ “ .....	“ 25
India Ink (for stopping out).....	per stick, 25	“ “ “ .....	“ 25
Gihon's Opaque.....	per cake, 50	“ “ “ .....	“ 25
French Azotate (for toning).....	per bottle, 25	“ “ “ .....	“ 35
Chloride Gold and Sodium.....	per bottle of 15 grains, 35	“ “ “ .....	“ 35
“ “ “ .....	“ 30 “ 55	“ “ “ .....	“ 35
S. P. C. Negative Varnish.....	per bottle, 35	“ “ “ .....	“ 25
Parlor Paste (for mounting pictures).....	$\frac{1}{2}$ pint jar, 25	“ “ “ .....	“ 35
“ “ “ .....	pint bottle, 35	“ “ “ .....	“ 65
“ “ “ .....	quart jars, 65	“ “ “ .....	“ 20
Acetate Soda.....	$\frac{1}{4}$ lb. bottles, 20	“ “ “ .....	“ 50
Ground Glass Substitute.....	per bottle, 50	“ “ “ .....	“ 10
Dropping Tubes.....	each, 10	“ “ “ .....	“ 1 25
W. I. A. Petite Lantern.....	“ 1 25	“ “ “ .....	“ 2 50
Peerless Lanterns.....	“ 2 50	“ “ “ .....	“ 1 00
Lantern Slide Mats.....	per 100, 1 00	“ “ “ .....	“ 20
“ “ Binders.....	per 100, 20		

# INSTRUCTIONS AND FORMULA FOR Carbutt's Keystone Dry Plates.

## SPECIAL PORTRAIT AND INSTANTANEOUS.

Blue Label; Sensitometer 23 to 25.

PRONOUNCED THE NE PLUS ULTRA OF DRY PLATES

**B**—Landscape and Copying.      **A**—Gelatino-Albumen for Transparencies.  
White Label; Sens'r 16 to 20,      Red Label; Sens'r 12 to 14.

ORTHOCHROMATIC PLATES, Normal Sens'r 20 and 25; Color Sens'r 30 and 40.

### No. 1. PYRO SOLUTION.

Distilled or Ice Water.....10 oz.  
Sulphite of Soda Crystals..... 4 oz.  
Dissolve and add slowly.  
Sulphuric Acid..... 1 drachm.  
Pyrogallic Acid, Schering's..... 1 oz.  
And Water to make 16 oz. fluid.

### No. 2. ALKALINE SOLUTION.

Water, Distilled, or Melted Ice.....10 oz  
Granulated Carbonate of Soda..... 2 oz  
Granulated Carbonate of Potash..... 1 oz  
Yellow Prussiate of Potash..... 1 oz  
Dissolve, add Water to make measure 16 oz

[During Hot Weather, add to No. 1, 20 grains Bromide of Potassium.]

**BROMIDE SOLUTION.**—Bromide Potass. 1 part, Water 9 parts.

### TO DEVELOP.

For Portraits on "Special Instantaneous," to 4 ounces of water add 3 drachms No. 1, and 2 drachms No. 2, and if plate has had proper exposure, the above developer will be found to yield a soft and rich printing negative. More of No. 2 to be added if under-exposed, and more of No. 1 with a few drops of Bromide Solution if over-exposed.

For Landscapes and Interiors on "Specials," where the exposure may be uncertain, lay the exposed plate in the Pyro Solution for a minute or two, then into the developing glass put half the quantity of No. 2 as has been taken of No. 1, and pour the Pyro Solution into it, and back on to the plate. By proceeding in this manner, adding more of No. 2 to bring out the image, or a few drops of a 10 per cent. solution of bromide to restrain, as may be required, much better results may be looked for than if a full quantity of No. 1 and No. 2 were mixed at once. FOR INSTANTANEOUS VIEWS or very dark interiors, we recommend the following procedure: To 4 ounces water add 1 dram No. 2, soak plate in this while preparing the following: water, 3 ounces, of Nos. 1 and 2 each 3 drams, 5 drops Bromide Solution, pour off the dilute alkali, and flow this strong developer over the plate; be careful to expose the plate as little as possible to the light used to develop by, no matter how safe it may be considered for ordinary development. Do not hurry by adding more No. 2; cover up the pan and give the developer time to act, when more of No. 1 or No. 2 may be added as required. FOR INSTANTANEOUS MARINE VIEWS, it will be best to treat the plate same as for Landscapes, by soaking plate in Pyro Solution first.

For Landscape, Machinery, Architecture, &c., on B plates, use 1/2 drachm each Nos. 1 and 2 to each ounce water, adding more of each as may be required. No. 1 giving density, No. 2 giving detail and hastening development.

After washing off developer, immerse in following:

### HARDENING AND CLEARING SOLUTION.

Water..... 36 oz. | Citric Acid..... 1/4 oz.  
Chrome Alum..... 1/2 oz.

3 to 5 minutes then wash and place in the

### FIXING SOLUTION.

Hyposulphite of Soda... 8 oz. | Water... 40 oz.

# Reduced Price List, January, 1891.

## CARBUTT'S DRY PLATES AND "CELLULOID" FILMS.

SIZE OF PLATES.	"Eclipse," "Special," "A," "B," and Orthochromatic Plates, Stripping Plates.—"Special" Sen. 23 to 25, kept in stock. Other brands to order.					Ground Glass Transparency Plates.—"A" Emulsion.		Plain Opal Plates.—Coated with "A" Emulsion.		Ground Opal Plates.—Coated with "A" Emulsion.		Size of "Celluloid" Films for Negatives, coated with "B," "Special," Eclipse, or Ortho. Emulsion; for Positives with "A" Emulsion.		"Celluloid" Films, Negative and Positive.	
	Doz.	Doz.	Doz.	Doz.	Doz.	Doz.	Doz.	Doz.	Doz.	Doz.	Doz.	Doz.	Doz.	Doz.	Doz.
2 1/2 x 2 1/2	30											3 1/4 x 4 1/4	\$0 55		
2 3/8 x 2 3/8												4 x 5	80		
2 1/2 x 4	35											4 1/4 x 5 1/2	90		
3 1/4 x 4 1/4	45					\$0 55	\$0 60					4 1/4 x 6 1/2	1 10		
4 x 5	65	\$0 90	\$0 70			80	85					4 3/4 x 6 1/2	1 20		
4 1/4 x 5 1/2	75	1 00	95			1 00	1 15					5 x 7	1 40		
4 1/4 x 6 1/2	90	1 20	1 15			1 20	1 45					5 x 7 1/2	1 50		
4 3/4 x 6 1/2	1 00	1 25										5 x 8	1 55		
5 x 7	1 10	1 45	1 40			1 50	1 80					6 1/2 x 8 1/2	2 10		
5 x 7 1/2	1 25	1 65										8 x 10	3 00		
5 x 8	1 25	1 65	1 60			1 70	2 25					10 x 12	4 75		
			1/2 Doz.	1/2 Doz.	1/2 Doz.							11 x 14	6 25		
6 1/2 x 8 1/2	1 65	2 20													
8 x 10	2 40	3 20	1 65			1 75	2 15								
10 x 12*	3 80	5 05	2 50			2 65	3 25								
11 x 14	5 00	6 65	3 20			3 50	4 20								
14 x 17	9 00	12 00	5 50			6 00	7 00								
16 x 20	12 50	16 65													
17 x 20	13 00	17 30													
18 x 22	15 50	20 00													
20 x 24	18 50	24 50													
"Celluloid" Films For the Moessard Panoramic Camera.															
8 x 28 Cm.	\$1 30	24 x 84 Cm.	12 15												
12 x 42 "	3 20	28 x 98 "	17 60												
16 x 50 "	4 90	32 x 112 "	23 00												
20 x 70 "	8 50														

\* 10 x 12 and larger are in 1/2-dozen boxes.

### CARBUTT'S LANTERN PLATES 55CTS. PER DOZ.

On Specially Imported THIN CRYSTAL GLASS, Size 3 1/4 x 4.

### CIRCULAR INSTANTANEOUS PLATES FOR CONCEALED CAMERA,

Per doz., 5 1/2-inch diam., \$1.10; 6 1/2-inch diam., \$1.50.

### French Measure.

### PLATES AND FILMS.

Centimeter.	Plates	Films
9 x 12	\$ 60	\$ 80
12 x 16	95	1 15
12 x 16 1/2	1 00	1 20
13 x 18	1 10	1 40
12 x 20	1 25	1 50
18 x 24	2 20	2 85
21 x 27	2 85	3 10
24 x 30	3 80	4 30
27 x 33	4 50	4 95

# LANTERN TRANSPARENCIES

## AND HOW TO MAKE THEM.

The requisities are, a deep printing frame a size larger than the negative to be used, with a flat glass bottom clear and free from scratches (crystal plate is best), a Carbutt Multum in Parvo Lantern, or other artificial light, and Keystone Gelatino-Albumen Plates. Transparencies can be made same size of negative by contact and exposure to artificial light, or enlarged or reduced in the camera by daylight, with equal perfection in result. To make Lantern Slides by contact, place one of the Keystone thin crystal glass transparency plates over the negative in printing frame, lay piece of dark soft material over it, close down the back, and expose to the *clear* light side (by opening the *left* hand door) of a Multum in Parvo Lantern or other light, for 10 to 30 seconds, according to density of negative, at a distance of 20 inches from the flame. Use the following developer :

### CARBUTT'S IMPROVED DEVELOPER FOR TRANSPARENCIES.

A.	
Oxalate of Potash.....	8 oz.
Water.....	30 oz.
Citric acid.....	60 gr.
Citrate of ammonia solution.....	2 oz.
B.	
Sulphate of iron.....	4 oz.
Water.....	32 oz.
Sulphuric acid.....	16 drops.

C.	
Citrate of ammonia solution.	
<i>Dissolve 1 oz. citric acid in 5 oz. distilled water, add liquor ammonia until a slip of litmus paper just loses the red color, then add water to make the whole measure 8 oz.</i>	
DEVELOPER.—Add 1 oz. of B to two of A, and $\frac{1}{2}$ oz. of water, and 3 to 6 drops of bromide solution.	

Let the development continue until the blacks look quite strong, and detail plainly showing in the high lights ; wash off developer thoroughly before fixing, use fresh hypo solution, when fully cleared wash for half hour, then immerse five minutes in the Hardening Solution given below ; afterwards wash for half hour, then carefully go over surface with soft camel's-hair brush, or pledget of cotton to remove any particles of dirt ; place in rack to dry. Then varnish with plain Collodion .

### COLLODION VARNISH.

Alcohol.....	4 oz.	Sulphuric ether.....	4 oz.
Pyroxyline.....	30 to 40 gr.		

When, after shaking, the cotton is dissolved, filter and flow the plain Collodion over the dry transparency, the same as when using varnish ; when dry, cover with matt and a crystal cover glass, and bind with binding strip.

### HARDENING AND CLEARING SOLUTION.


Water.....	36 oz.	Citric acid.....	$\frac{1}{4}$ oz.
Chrome alum.....	$\frac{1}{2}$ oz.		

3 to 5 minutes, then wash and place in the

### FIXING SOLUTION.

Hyposulphite of soda.....	8 oz.	Water.....	40 oz.
---------------------------	-------	------------	--------

# The Scovill Photographic Series.



	Price, Per Copy.
No. 1.—THE PHOTOGRAPHIC AMATEUR.—By J. TRAILL TAYLOR. A Guide to the Young Photographer, either Professional or Amateur. (Second Edition.) Paper covers.....	\$ 50
Library Edition.....	1 00
No. 2.—THE ART AND PRACTICE OF SILVER PRINTING.—By H. P. ROBINSON and Capt. W. DE W. ABNEY, R.E., F.R.S. (Out of print.)	
No. 4.—HOW TO MAKE PICTURES.—By HENRY CLAY PRICE. (Fourth Edition.) The A B C of Dry-plate Photography. Paper covers.....	50
Library Edition.....	75
No. 5.—PHOTOGRAPHY WITH EMULSIONS.—By Capt. W. DE W. ABNEY, R.E., F.R.S. A treatise on the theory and practical working of Gelatine and Collodion Emulsion Processes. (Second Edition.) Paper covers, Cloth bound.....	75
Library Edition.....	1 00
No. 7.—THE MODERN PRACTICE OF RETOUCHING NEGATIVES.—As practiced by M. PIGUEPÉ, and other celebrated experts. (Seventh Edition.) Library Edition.....	50
Library Edition.....	75
No. 8.—THE SPANISH EDITION OF HOW TO MAKE PICTURES.—Ligeras Lecciones sobre Fotografía Dedicados a Los Aficionados. Paper covers, Cloth bound.....	50
Library Edition.....	1 00
No. 9.—TWELVE ELEMENTARY LESSONS IN PHOTOGRAPHIC CHEMISTRY.—Presented in very concise and attractive shape. (Second Edition.) Paper covers.....	50
Cloth bound.....	75
No. 12.—HARDWICH'S PHOTOGRAPHIC CHEMISTRY.—A manual of photographic chemistry, theoretical and practical. (Ninth Edition.) Edited by J. TRAILL TAYLOR. Leatherette binding.....	2 00
No. 13.—TWELVE ELEMENTARY LESSONS ON SILVER PRINTING. (Second Edition.) Paper covers ..	50
No. 14.—ABOUT PHOTOGRAPHY AND PHOTOGRAPHERS.—A series of interesting essays for the studio and study, to which is added European Rambles with a Camera. By H. BADEN PRITCHARD, F.C.S. Paper covers, Cloth bound.....	50
Library Edition.....	75
No. 15.—THE CHEMICAL EFFECT OF THE SPECTRUM.—By Dr. J. M. EDER. Of value to Orthochromatic Workers. Paper covers.....	25
Cloth bound.....	50
No. 16.—PICTURE MAKING BY PHOTOGRAPHY.—By H. P. ROBINSON, Author of Pictorial Effect in Photography. Written in popular form and finely illustrated. Paper covers.....	75
Library Edition.....	1 00

No. 17.—FIRST LESSONS IN AMATEUR PHOTOGRAPHY.—By Prof. RANDALL SHAULDING. A series of popular lectures, giving elementary instruction in dry-plate photography, optics, etc. (Second Edition). Paper covers.....	\$ 0 50
Library Edition.....	75
No. 20.—DRY-PLATE MAKING FOR AMATEURS.—By GEO. L. SINCLAIR, M.D. Pointed, practical, and plain. Leatherette binding.....	50
No. 21.—THE AMERICAN ANNUAL OF PHOTOGRAPHY AND PHOTOGRAPHIC TIMES ALMANAC FOR 1887.—(Second Edition). Paper cover (postage, twelve cents additional).....	50
Library Edition (postage, twelve cents additional).....	1 00
No. 22.—PHOTOGRAPHIC PRINTING METHODS.—By the Rev. W. H. BURBANK. A Practical Guide to the Professional and Amateur Worker. (Second Edition.) Cloth bound.....	1 00
No. 23.—A HISTORY OF PHOTOGRAPHY.—Written as a Practical Guide and an Introduction to its Latest Developments, by W. JEROME HARRISON, F.G.S., and containing a frontispiece of the author. Cloth bound.....	1 00
No. 24.—THE AMERICAN ANNUAL OF PHOTOGRAPHY AND PHOTOGRAPHIC TIMES ALMANAC FOR 1888.—Illustrated. Second Edition. Paper (by mail, twelve cents additional).....	50
Library Edition (by mail, twelve cents additional).....	1 00
No. 25.—THE PHOTOGRAPHIC NEGATIVE.—A Practical Guide to the preparation of sensitive surfaces by the calotype, albumen, collodion, and gelatine processes, on glass and paper, with supplementary chapter on development, etc., by the Rev. W. H. BURBANK. Cloth bound.....	1 50
No. 26.—THE PHOTOGRAPHIC INSTRUCTOR.—For the Professional and Amateur. Being the comprehensive series of Practical Lessons issued to the students of the Chautauqua School of Photography. Revised and enlarged. Edited by W. I. LINCOLN ADAMS, with an Appendix by Prof. CHARLES EHRMANN. Second edition. Paper covers.....	1 00
Library Edition.....	1 50
No. 27.—LETTERS ON LANDSCAPE PHOTOGRAPHY.—By H. P. ROBINSON. Finely illustrated from the Author's own photographs and containing a photogravure frontispiece of the Author. Cloth bound.....	1 50
No. 28.—THE AMERICAN ANNUAL OF PHOTOGRAPHY AND PHOTOGRAPHIC TIMES ALMANAC FOR 1889. Finely illustrated. Paper (by mail, 12 cents additional).....	50
Library Edition (by mail, 12 cents additional).....	1 00
No. 29.—THE PROCESSES OF PURE PHOTOGRAPHY.—By W. K. BURTON and ANDREW PRINGLE. A standard work, very complete and freely illustrated. Paper covers.....	2 00
Library Edition.....	2 50
No. 30.—PICTORIAL EFFECT IN PHOTOGRAPHY.—By H. P. ROBINSON. A new edition. Illustrated. Mr. Robinson's first and best work. Cloth bound.....	1 50
No. 31.—A DICTIONARY OF PHOTOGRAPHY.—For the Professional and Amateur Photographer. By E. J. WALL. Illustrated. Cloth bound.....	1 50
No. 32.—PRACTICAL PHOTO-MICROGRAPHY.—Finely illustrated. By ANDREW PRINGLE. Cloth bound.....	2 50
No. 33.—THE AMERICAN ANNUAL OF PHOTOGRAPHY AND PHOTOGRAPHIC TIMES ALMANAC FOR 1890. Paper cover, (by mail, 14 cents additional).....	50
Library Edition, (by mail, 18 cents additional).....	1 00
No. 34.—THE OPTICAL LANTERN.—Illustrated. By ANDREW PRINGLE. In paper covers.....	1 00
Cloth bound.....	1 50
No. 35.—LANTERN-SLIDES BY PHOTOGRAPHIC METHODS.—By ANDREW PRINGLE. In paper covers.....	75
Cloth bound.....	1 25
No. 36.—THE AMERICAN ANNUAL OF PHOTOGRAPHY AND PHOTOGRAPHIC TIMES ALMANAC FOR 1891. Paper Covers (by mail, 11 cents additional).....	50
Library Edition (by mail, 15 cents additional).....	1 00

# Photographic Publications.

(Selected from the Scovill Catalogue of Books.)

	Price, Per Copy.
HOW TO MAKE PHOTOGRAPHS.—Containing full instruction for making Paper Negatives. Sent free to any practitioner of the Art. New edition just out.	
ART RECREATIONS—A guide to decorative art. Ladies' popular guide in home decorative work. Edited by MARION KEMBLE.....	1 50
THE FERROTYPERS' GUIDE.—Cheap and complete. For the ferrotyper, this is the only standard work. Seventh thousand.....	75
A COMPLETE TREATISE ON SOLAR CRAYON PORTRAITS AND TRANSPARENT LIQUID WATER-COLORS—By J. A. BARHYDT. Practical ideas and directions given. Amateurs will learn ideas of color from this book that will be of value to them. And any one by carefully following the directions on Crayon, will be able to make a good Crayon Portrait.....	50
ART OF MAKING PORTRAITS IN CRAYON ON SOLAR ENLARGEMENTS. (Second Edition). By E. LONG. Price.....	50
PHOTOGRAPHY APPLIED TO SURVEYING. Illustrated. By Lieut. HENRY A. REED, U.S.A. Cloth bound.....	2 50
THE PHOTOGRAPHIC STUDIOS OF EUROPE.—By H. BADEN PRITCHARD, F.C.S. Paper.....	50
Cloth.....	1 00
HISTORY AND HAND-BOOK OF PHOTOGRAPHY.—Translated from the French of Gaston Tissandier, with seventy illustrations. Cloth bound, reduced to	75
AMERICAN CARBON MANUAL.—For those who want to try the carbon printing process, this work gives the most detailed information. Cloth bound.....	1 00
MANUAL DE FOTOGRAFIA.—By AUGUSTUS LE PLONGEON. (Hand-Book for Spanish Photographers.).....	1 00
SECRETS OF THE DARK CHAMBER.—By D. D. T. DAVIE.....	50
THE BRITISH JOURNAL ALMANAC FOR 1888.....	25
PHOTO. NEWS YEAR-BOOK OF PHOTOGRAPHY FOR 1870, 1871, 1887, 1888	25
PADDLE AND PORTAGE.—By THOMAS SEDGWICK STEELE. Illustrated.....	1 50
AMERICAN HAND-BOOK OF THE DAGUERREOTYPE.—By S. D. HUMPHREY. (Fifth Edition.) This book contains the various processes employed in taking Hellographic impressions. Reduced to.....	10
THE NEW PRACTICAL PHOTOGRAPHIC ALMANAC.—Edited by J. H. FITZGIBBON.....	25
MOSAICS FOR 1870, 1871, 1872, 1873, 1875, 1882, 1885, 1886, 1887, 1888, 1889, 1890.....	25
BRITISH JOURNAL ALMANAC FOR 1878, 1883, 1887.....	25
PHOTO. NEWS YEAR BOOK OF PHOTOGRAPHY for 1890.....	50
THE PHOTOGRAPHER'S FRIEND ALMANAC FOR 1873.....	25
AMERICAN ALMANAC OF PHOTOGRAPHY.....	25

## THE American Annual of Photography

AND

## Photographic Times Almanac

For 1887

C. W. CANFIELD, Editor.

(SECOND EDITION.)

### A STANDARD BOOK OF REFERENCE.

It contains five full-page illustrations:

**AN EXQUISITE PHOTOGRAVURE**, by Ernest Edwards.

**A BROMIDE PRINT**, by the Eastman Company.

**A SILVER PRINT**, by Gustav Cramer, of St. Louis.

**TWO MOSSTYPES**, by the Moss Engraving Company.

**197** pages of **Contributed Matter**, consisting of articles on various subjects, by 80 representative Photographic writers of this country and Europe.

Also, in addition to the contributed articles:—Yearly Calendar. Eclipses, the Seasons. Church Days, Holidays, etc. Monthly Calendar, giving Sunrise and Sunset for every day in the year; Moon's phases; also, dates of meetings of all American Photographic Societies. A list of American and European Photographic Societies. Photographic Periodicals, American and European. Books relating to Photography, published 1886. Approved Standard Formulæ for all processes now in general use. Tables of Weights and Measures. American and Foreign Money Values. Comparisons of Thermometric Readings. Comparisons of Barometric Readings. Symbols and Atomicity of the Chemical Elements. Symbols, chemical and common names and solubilities of the substances used in Photography. Tables for Enlargements and Reductions. Equations relating to Foci. Tables of Comparative Exposures. Freezing Mixtures, Photographic Patents issued 1886. Postage Rates. All Tables, Formulæ, etc., brought down to date and especially prepared or revised for this work.

*Price, per Copy, 50 Cents. By mail, 12c. extra.*

*Library Edition, \$1.00.*

*Edition de Luxe, 2.50.*

“ “  
“ “



## The American Annual of Photography and Photographic Times Almanac for 1888,

(Second Edition.)

It contains EIGHT (8) full page high-grade illustrations, and over NINETY (90) original contributions, written expressly for its pages, by the most eminent photographic writers of Europe and America.

### The ILLUSTRATIONS comprise

- A **PHOTOLITHOGRAPH**, showing an improved new process, by the Photogravure Co. of New York.  
 A **PHOTO COPPER-PLATE ENGRAVING** of a Pictorial Landscape Subject, by E. Obernetter, of Munich.  
 A **BROMIDE PRINT** of a most artistic subject, by the Eastman Dry Plate and Film Co.  
 A **ZINC ETCHING**, from the Engraving, which is itself as fine as an engraving, by Stevens & Morris.  
 A **CHARMING CHILD PORTRAIT**, by Crosscup & West's improved process, and  
**THREE MOSS TYPES** of popular subjects. And numerous wood-cuts, diagrams, etc throughout the letter-press.

### The CONTRIBUTIONS are as follows:

- Abnormal Chloride of Silver. Dr. Julius Schnauss.  
 A Cry for Simplicity. W. H. Potter.  
 Alum in the Hypo Bath. G. Cramer.  
 "Amateurs," "Professionals," or "Photographers." Robert S. Redfield  
 Argentometer for Controlling Silver Baths. Dr. E. A. Just.  
 A Talk to Beginners. Prof. Charles Ehrmann.  
 Blisters in Albumen Prints, The Origin of. W. H. Sherman.  
 Bromide Paper, About. Robert Barr (Luke Sharp).  
 Camera and a New Tripod-head, A Home-made Tourist. Rev. W. H. Burbank.  
 Carbonate of Soda Development for Platinotypes. Joseph B. Brown, U. S. A.  
 Collodion Emulsion. C. E. von Sothen.  
 Colored Screens in Out-door Photography. E. Bierstadt.  
 Composition in Landscape Photography. W. H. Walmsley.  
 Carrying-box, A Convenient. Charles E. Willard.  
 Copying and Enlarging Closet, A. W. H. Gardner.  
 Dark-rooms. Ellerslie Wallace.  
 Dark-rooms for Photographic Clubs. F. C. Beach.  
 Detective Camera for Newspaper Photography, The. Henry L. Tolman.  
 Detective Cameras. W. J. Stillman.  
 "Detective" for Artists, The. J. Wells Champney.  
 Developer, A Convenient, for Travelers. A. S. Murray.  
 Developer, A New. A Russian Amateur.  
 Developer, A New. John E. Dumont.  
 Does it Pay? G. L. Hurd.  
 Durable Sensitized Albumen Paper. Karl Schwier.  
 Drying Negatives Quickly. F. A. Jackson.  
 Enlarging and Reducing with Ordinary Camera. Frank La Manna.  
 "Equivalent Focus," The, Not a Constant. Ernst Gundlach.  
 Figure, Landscape, and Combination Printing. H. P. Robinson.  
 Focal Adjustment in Detective Cameras. Clarence E. Woodman, Ph.D.  
 Focusing. W. H. Bartholomew.  
 Frills and Blisters. G. Watmough S. Webster, F. C. S.  
 Genre Photography. John Bartlett.  
 Heliogravure and Galvanography. Ottomar Volkmer, Lt.-Col.  
 High or Low Art. W. I. Lincoln Adams.  
 Hypo in the Developer. Rev. G. M. Searle.  
 Ink Transfer, A Method of. P. C. Duchochois.  
 Iodide of Silver in Gelatino-bromide of Silver Emulsion. Victor Schumann.

- "It's no Jist Ready Yet." T. N. Armstrong.  
 Japanese Paper for Photographers. Prof. W. K. Burton.  
 Lantern Slides and Transparencies. Geo. L. Sinclair, M. D.  
 Large Telescopes for Celestial Photography. Rudolph Spitaler.  
 Magnesium Light Experiments. George Mason.  
 Marine Shots. Hon. A. A. Adee.  
 Memoranda from My Reading and Practice. H. Edwards-Ficken.  
 Mixing an Emulsion with Ammonia. Samuel Wadsworth.  
 Mounting Silver Prints in Optical Contact with Glass, and Ornamental Borders. W. M. Ashman.  
 Musings by the Way. H. McMichael.  
 My Dark-room Window. George E. Francis, M. D.  
 "My" Developer. C. C. Vevers.  
 Objectives for Photo-micrography. Andrew Pringle.  
 Observations. E. M. Estabrooke.  
 Odds and Ends. W. Jerome Harrison, F.G.S.  
 Old Friend, Keep Young. J. F. Ryder.  
 On the Character of Optical Glass. Dr. Adolph Steinheil.  
 Optical Sensitizers, On the So-called. C. Schiendl.  
 Orthochromatic Photography of Paintings. W. J. Baker.  
 Orthochromatic Plates, Experiments with. Ed. L. Boissonnas.  
 Over-Exposure and the Means to Correct It. John Carbutt.  
 Photo-copper-plate Printing and Steel-facing of Etched Copper-plates. E. Obernetter.  
 Photographic Chips. J. R. Swain.  
 Photographing in Japan. W. H. Metcalf.  
 Photographing in the Arctic. Herbert L. Aldrich.  
 Photographing Machinery. F. R. C. Perrin.  
 Photography by Lamplight. Robt. E. M. Bain.  
 Photography in the Navy. Saml. W. Very, Lieut.-Comdr., U. S. Navy.  
 Photography of Solar Eclipses, On the. Prof. Wm. Harkness, U. S. Navy.  
 Photo-micrographs, A Simple Arrangement for the Production of. Maurice N. Miller, M. D.  
 Porcelain Pictures by the Powder Process. J. Traill Taylor.  
 Portraits in Imitation of Old Paintings. Prof. Karl Klausner.  
 Practical Hints on Obernetter's Method of Copying Negatives. F. Mueller.  
 Preparation of Photographic Gun-cotton, On the. Dr. Jos. M. Eder.  
 Printing, Suggestions on. Walter S. Goodnough.  
 Reproducing Architectural Drawings. J. Albert Cole.  
 Results. Abraham Bogardus.  
 Retouching Gelatine Negatives with Red Chalk and Black Crayon. Anton Baumgartner.  
 Review of the Year. The Editor.  
 Reversing the Print. Henry M. Parkhurst.  
 Silver Printing.—An Amateur's Experience. W. J. Hickmott.  
 Silver Printing, An Amateur's Routine of. Ottomar Jarecki.  
 Shutter, A Simple Time and Instantaneous. Hermann Lemp.  
 Some Thoughts of an Amateur. N. W. Starbird, Jr.  
 Stereopticon Outfit, A Home-made. A. H. Oakes.  
 Stereoscopic Pictures. Chas. Wager Hull.  
 Tannin Plates for Lantern Slides. J. H. Harvey.  
 Temporary Binding for Photographic Journals. Jos. S. Rich.  
 Theatre Photography by Electric Light. Ernest Edwards.  
 The Elimination of Heat from Condensed Light. O. G. Mason.  
 The Lightning Photographer: A Sketch of the Future. J. Gaedike.  
 The Undeveloped Side of Photography. Wendell Stanton Howard.  
 Why Study Art? Edward L. Wilson, Ph.D.

The size—royal octavo—and style of binding is uniform with previous issue, and notwithstanding the cost of preparation the price remains the same.

**Paper Covers,** - - - - 50c. | **Library Edition,** - - - - \$1.00  
 By mail, 12c. additional.

THE

American Annual of Photography  
and Photographic Times Almanac

FOR 1890.

(FIFTEENTH THOUSAND.)

LIST OF FULL-PAGE PICTORIAL PLATES.

- "**Thomas Edison;**" A Portrait of the Eminent Electrician. George M. Allen & Co., New York.
- "**Babyhood;**" A Tinted Photo-Gravure. The Photo-Gravure Company of New York.
- "**Putnam's Escape;**" A Collection of Historic Views. The Crosscup & West Engraving Company, Philadelphia.
- "**Southern Fruit;**" An Orthochromatic Study. The Electro-Light Engraving Company, New York.
- "**At the Barracks;**" A copy of the great Meissonier picture. William Kurtz, New York.
- "**Minstrel Party at 'John Brown's Fort.'**" Photo-Engraving Co., New York.
- "**John Brown's Home and Grave.**" Lewis Engraving Company, Boston.
- "**Off Duty;**" An Instantaneous Study. William Kurtz, New York.
- "**Minnehaha Falls in Winter.**" Levytype Company, Philadelphia.
- "**Central Park;**" In the Menagerie. I. M. Van Ness, New York.
- "**A Merry Tale;**" A Child Group. F. Gutekunst, Philadelphia.
- "**The Van Rensselaer Manor House.**" Photo-Electro Engraving Co., New York.
- "**An Improved Studio.**" Electro-Tint Engraving Company, Philadelphia.
- "**The Bats;**" A "Flash" Light Photograph in Howe's Cave. William Kurtz, N. Y.
- "**A Raider's Resort;**" Morgan's Favorite Rendezvous. M. Wolfe, Dayton, Ohio.
- "**Group of Esquimaux.**" William Kurtz, New York.
- "**Diatoms;**" Photo-Micrographs. William Kurtz, New York.
- "**Tropical Luxuriance;**" A Scene in Florida. Moss Engraving Co., New York.
- "**An Arctic Camp.**" Moss Engraving Company, New York.
- "**Home of Edgar Allan Poe.**" Moss Engraving Company, New York.

From the above list of full-page pictorial plates, it will be seen that THE AMERICAN ANNUAL OF PHOTOGRAPHY AND PHOTOGRAPHIC TIMES ALMANAC for 1890, in point of pictures, will command widespread popularity! Twenty full-page pictorial plates is an unprecedented number of illustrations for such a publication. They show the progress which has been made in photographic illustration, being excellent examples of the latest improvements in photographic printing, and represent more than twelve distinct processes of photo-mechanical reproduction.

Price, fifty cents in paper; by mail, fourteen cents additional. Library edition, one dollar; by mail, eighteen cents additional.

CONTRIBUTED ARTICLES FOR 1890.

- Architectural Photography. *W. J. Stillman.*
- Aristo Paper. *John D. White.*
- Aristo Prints; Toning with Platinum. *Alfred Stieglitz.*
- Babyhood (accompanying Illustration).
- Back Grounds, Graded. *L. G. Bigelow.*
- Benzine Ring, The Wonderful. *H. D. Garrison.*
- Bits of Advice. *W. J. Hickmott.*
- Blisters and How to Avoid Them. *C. A. Smyth.*
- Blotting Pads. *C. R. Arnold.*
- Bromide Paper, Experience with. *W. Inlah.*
- Bromide Prints; Bleaching for Pen and Ink Tracing. *Adelaide Skeel.*
- Bromide Prints, Concerning. *A. A. Adee.*
- Buck's Mill (accompanying Illustration)
- Cleaning Glass Preparatory to Coating. *Thomas Kennedy.*
- Compensator, The. *A. Miethe.*
- Dark Room, Another Man's. *W. N. Jennings.*
- Dark Room, Illuminating the, with Electric Light. *Eugen von Gotthard.*
- Dark Rooms. *H. Edwards Ficken*
- Developer, Dallying with the. *Edward L. Wilson, Ph.D.*
- Developers, Explanation of Tabulated Sheet of Quinol and Pyrogallol. Developer for Bromide Paper, A New. *F. C. Beach.* [*C. W. Grant.*]
- Developer, Gilder's Hydrochinon. *Frank H. Rosengarten.*
- Developer, Hydrochinon. *Friedrich Müller.*
- "Developer of the Future," The. *Gen. Joseph B. Brown, U. S. A.*
- Development, Intelligent. *Wm. C. Stevenson, Jr.*
- Development, Tentative. *R. W. Harrison.*
- Development, A Reminiscence of. *Andrew Pringle.*
- Development, On White Light. *J. J. Higgins, A.M., M.D.*
- Distortion. *George B. Wood.*
- Dodges, Two. *J. W. Pendergast.*
- Don't Hurry. *Prof. Karl Klausner.*
- Dress and Drapery. *John Barillett.*
- Drying Negatives and Cleaning them. *W. H. Gardner.*
- Economy, True. *E. M. Estabrooke.*
- Eikonogen. *John Nicol, Ph.D.*
- Eikonogen, Experiments with. *Edward W. Newcomb.*
- Eikonogen, Experience with. *William H. Rau.*
- Emulsion Making. *Fred S. Crowell.*
- Enameling Photographs, Method of. *J. H. Reuvers.*
- Engraving Process, Remarks on the Autoglyphic or Half-tone. *Louis*
- Enlarging, Experiences with Bromide. *Ernst Gundlach.* [*Edward Levy.*]
- Enlargements, Selected, How to Make them. *Henry M. Parkhurst.*
- Flash-Light Photography. *A. Peebles Smith.*
- Focusing Scales for Detective Cameras. *William T. Wintringham.*
- Focusing with Judgment. *G. J. Stengel.*
- Films, Celluloid, Thoughts Suggested by a Summer's Use of. *Prof. Coleman Sellers.*
- Films, Celluloid, Unrecognized Possibilities of. *J. Traill Taylor.*
- Film Photography. *W. H. Walmsley.*
- Film, The Transparent. *H. S. Bellsmith.*
- Fuming Sensitized Albumen Paper. *O. G. Mason.*
- Gelatine Plates, Causes of Cloud-like Marks and Streaks on. *R. E. Van*
- Good Advice. *W. H. Metcalf.* [*Giesen, M.D.*]
- Growling. *O. Pierre Havens.*
- Hand Cameras, The Ethics of. *Henry Harrison Suplee.*
- Heliostat, for Photo-Micrographic Purposes, a Simple and Inexpensive.
- Hints to Beginners. *A. R. Dresser.* [*H. F. Smith.*]
- Hints, Two. *Frank Henry Howe.*
- How to Make Things. *Robert Barr (Luke Sharp).*

How to See Photographically. *W. Jerome Harrison, F.G.S.*  
 Hydrochinon. *Geo. Mason.*  
 Hydrometer versus Balance. *A. Heger, M.D., U.S.A.*  
 In Central Park (accompanying Illustration).  
 Iridescent Positives in Bronze. *W. H. Burbank.*  
 Lantern Slides, The Coloring of. *Rev. Dwight W. Smith.*  
 Litho-Helio-Gravure. *Ottomar Volkmer.*  
 Little Things, Some. *Theo. H. Lüders*  
 Leimtype, Notes On. *J. Husnik*  
 Lenses, New Forms of Long Focus. *W. K. Burton.*  
 Making Gold—A Good Investment. *A. J. Whalen*  
 Memorandums from My Note Book. *Robert E. M. Bain.*  
 "Merry Tale, A" (accompanying Illustration).  
 Metric System for Use, The. *Ottomar Jarecki.*  
 Minnehaha In Winter (accompanying Illustration).  
 Minor Matters, Some More. *W. I. Lincoln Adams.*  
 Mountant, A Handy. *W. B. Allison.*  
 Negatives, The Storing of. *G. L. Hurd.*  
 "Off Duty" (accompanying Illustration).  
 Orthochromatic Photography, Notes on. *F. E. Ives*  
 Orthochromatic Screens. *E. Bierstadt.*  
 Photographing Bats. *S. R. Stoddard.*  
 Photographing Steamships, Some Experience in. *W. Parry.*  
 Photographing in the Arctic Regions. *Herbert L. Aldrich.*  
 Photography as Applied to Naval Ordnance. *Albert Gleaves, Lieut. U.S.N.*  
 Photography, The Use of, As an Aid in Determining the Structure of Very Minute Objects. *Geo. W. Rafter.*  
 Photo-Lithographic Process, A Direct, For Color Printing. *Col. J. Waterhouse, B. S. C., Assistant-Surveyor-General of India.*  
 Photo-Lithographic Transfers; Combination of Guillochir-Ruling and Relief Machine Work with, And Means for Etching-in Shadings. *George Scamoni.*  
 Photometer, The Submarine. *Geo. H. Reed, Paymaster U. S. N.*  
 Photo-Micrography, Some Experiences in. *George A. Piersol, M.D.*  
 Plate Lifter, A Simple. *C. C. Vevers.*  
 Porcelain Paper. *E. W. Horne.*  
 Practical Notes. *P. C. Duchochois.*  
 Practical Suggestions Noted from an Amateur's Practice, Some. *S. L. Walkley.*  
 Prints, An Effective Method of Washing. *Henry G. Peabody.*  
 Prints, Preparing Unmounted, for Albums. *Samuel Wadsworth.*  
 Prints, Some Points in the Finishing of. *Ellerslie Wallace.*  
 Printing, Silver. *Harry Platt.*  
 Putnam's Escape (accompanying Illustration). *W. S. Waterbury.*  
 Reproduction. *George C. Mueller.*  
 Retouching Easel, A. *C. D. Cheney.*  
 Review of the Year. *Editorial.*  
 Salt as a Hypo Eliminator. *W. H. Sherman.*  
 Sensitometers. *W. H. H. Clark.*  
 Sketch of the Van Rensselaer Manor House, A (accompanying Illustration).  
 Snow Pictures. *George L. Sinclair, M.D.* [*Catharine Weed Barnes.*]  
 Stereoscopic Work. *J. H. Harvey.*  
 Stripping, Kodak. *Hermann Lemp and Einar Rasmussen.*  
 Strolling Minstrels at John Brown's Fort (accompanying Illustration).  
 Tannin a Substitute for Alum. *Prof. Chas. Ehrmann.* [*Geo. N. Appold.*]  
 Tid Bits. *L. B. Salter.*  
 Timing Exposures in the Field. *W. Irving Adams.*  
 Thoroughness. *Major J. W. MacMurray, U.S.A.*  
 Toning, Perplexities and Success in. *C. H. Poor.*  
 Toning, About, and Chloride of Gold. *William Bell.*  
 Unipod. A. *C. R. Pancoast.*  
 Vignetting Device, A. *T. E. Huston.*  
 Washing Tank, A Convenient. *J. R. Swain.*

THE  
**American Annual of Photography**  
 and **Photographic Times Almanac**

—o **FOR 1891** o—

**LARGER AND BETTER THAN EVER BEFORE.**

Over Thirty-six FULL-PAGE Illustrations. Over One Hundred Original Contributions.

**PRICE THE SAME AS USUAL.**

In Paper Covers, 50 cents. Library Edition (cloth bound), \$1.00.

By Mail, 15 cents extra.

**SOME OF THE PICTORIAL ILLUSTRATIONS:**

**A Fine Copper-Plate Engraving (Portrait Study).** By the New York Photo-Gravure Company.  
**"Attraction," "Temptation," "Satisfaction,"** a series of three hunting pictures. By R. Eickemeyer, Jr.  
**The Solar Eclipse (December 22, 1889).** By Prof. S. W. Burnham.  
**"Three Little Kittens."** By William M. Browne.  
**"The County Fair."** By J. P. Davis.  
**A Portrait of Prof. Burnham.** By Hill & Watkins.  
**"I Love 'oo,"** (a charming child picture). By Franklin Harper.  
**Daguerre Portraits.** (Nine portraits of L. J. M. Daguerre, including one never before published.)  
**The Yacht "Volunteer," Before the Wind.** By H. G. Peabody.  
**Finish of Race Between Taragon and St. Luke.** By J. C. Hemment.  
**"Enoch Arden."** A Portrait Study. By H. McMichael.  
**"The Life Class."** By Charles N. Parker.  
**Portrait Study.** By William Kurtz.  
**"The Regatta."** Two Yachting Pictures. By A. Peebles Smith.  
**A "Flash" Picture. (Interior.)** By Horace P. Chandler.  
**"Contentment."** By Miss Emilie V. Clarkson.  
**Old Mill on the Bronx River.** By John Gardiner.  
**"Sailing the High Seas Over."** By Harry Platt.  
**The Great Selkirk Glacier Face.** By Alexander Henderson.  
**"Lightning."** (Two Pictures.) By W. N. Jennings.  
**"Down in the Meadows."**  
**"Forest Shadows."** By G. De Witt.  
**"In Chautauqua Woods."** By "A Chautauquan."  
**Haines Falls.** By W. S. Waterbury.

Besides many Pictures throughout the Advertising pages.

# Wilson's Photographic Publications.

For Sale by The Scovill & Adams Company.

	Price, Per Copy.
WILSON'S QUARTER CENTURY IN PHOTOGRAPHY.—By EDWARD L. WILSON, Ph.D. "The best of everything boiled out from all sources." Profusely illustrated, and with notes and elaborate index.....	\$4 00
WILSON'S PHOTOGRAPHICS.—"Chautauqua Edition," with Appendix. By EDWARD L. WILSON, Ph.D. A most complete photographic lesson-book. Covers every department. 352 pages. Finely illustrated.....	4 00
THE PROGRESS OF PHOTOGRAPHY.—By DR. H. W. VOGEL. Revised by Edward L. Wilson, Ph.D. Gives special consideration to Emulsion Photography, and has an additional chapter on Photography for Amateurs. Embellished with a full-page electric-light portrait by Kurtz, and seventy-two wood-cuts.....	3 00
BIGELOW'S ARTISTIC PHOTOGRAPHY, with photographs .....	4 00
HEARN'S STUDIES IN ARTISTIC PRINTING, with photographs .....	3 00
BURNET'S HINTS ON ART. A <i>fac simile</i> reproduction of the costly original edition.....	4 00
PHOTO-ENGRAVING, PHOTO-ETCHING, AND PHOTO-LITHOGRAPHY. By W. T. WILKINSON. Revised and enlarged by EDWARD L. WILSON, Ph.D. Illustrated. 180 pages. Cloth bound.....	3 00
PRACTICAL GUIDE TO PHOTOGRAPHIC AND PHOTO-MECHANICAL PRINTING. By Prof. W. K. BURTON. Amply illustrated. 348 pages. Cloth bound .....	1 00
WILSON'S PHOTOGRAPHIC MAGAZINE. A semi-monthly magazine, illustrated by photographs, \$5.00 a year; club rate with Weekly Photographic Times.	9 00
THE PHOTOGRAPHIC COLORISTS' GUIDE.—By JOHN L. GIBON. The newest and best work on painting photographs.....	1 50
WILSON'S LANTERN JOURNEYS.—By EDWARD L. WILSON, Ph.D. In three volumes. For the Lantern Exhibitor. Give incidents and facts in entertaining style of about 3,000 places and things, and travels all over the world. Per volume.....	2 00
PHOTOGRAPHIC MOSAICS, 1890. Published annually. Cloth bound, \$1.00; Paper cover.....	50

# TWELVE PHOTOGRAPHIC STUDIES.

A Collection of Photo-Gravures from Representative Negatives by Leading Photographic Artists in this Country and Abroad.

### THE COLLECTION INCLUDES:

"Dawn and Sunset"....	From the Negative by	H. P. Robinson.
"Childhood".....	" "	H. McMichael.
"As Age Steals On"....	" "	J. F. Ryder.
"A Portrait Study".....	" "	B. J. Falk.
"Solid Comfort".....	" "	John E. Dumont.
"Ophelia".....	" "	H. P. Robinson.
"No Barrier".....	" "	F. A. Jackson.
"El Capitan".....	" "	W. H. Jackson.
"Still Waters".....	" "	J. J. Montgomery.
"Surf".....	" "	James F. Cowee.
"A Horse Race".....	" "	George Barker.
"Hi, Mister, May We Have Some Apples!"		
	From the Negative by	Geo. B. Wood.

Printed on Japanese paper, mounted on boards. Size, 11x14, tied with silk cord in a specially designed cover and put up in a neat paper box.

**PRICE, postpaid, - - \$3.00.**

## TERMS.

Persons unknown to us desiring goods sent C.O.D., must in every instance remit at least double the amount of the transportation charges; or, if goods are ordered through the American Express Co. Agents, thus certifying good faith and responsibility of sender, this clause will be waived.

At places where the American Express Company have Agencies, any description of goods sold by us may be ordered through the American Express Company's Purchasing Department without trouble or expense for postage.

Apply for order blanks and information as to rates to the Company's Local Agent.

The Express Company will advance the cost of goods up to \$5.00 when purchases are made through this Department, thus saving extra expense when Goods are sent C.O.D.

Parties unknown to us will save delay in their orders by giving approved references, where they seek to establish a line of credit.

Orders for shipment per freight lines must be accompanied with the amount of invoice.

To avoid all risks, we prefer remittances by Express Money Orders, Draft on New York, Post Office Money Orders, or Registered Letter.

As prices of certain goods fluctuate, this Catalogue gives their value at the date of issue.

Orders for goods not made or kept in stock by us will be filled to the best of our ability with the understanding that goods cannot be returned or the prices altered which we are obliged to charge.

We pack with the utmost care, and cannot be held accountable for breakage in transportation.

## INDEX.

A	PAGE	F	PAGE
"A. B. C." Photo Outfits.....	17	Focusing Glasses.....	70
Adt Manipulator.....	115	Focusing Cloths.....	117
American Scholars' Outfits.....	18	Favorite Apparatus Outfits.....	12-14
Albion Cameras.....	24-27	Film Carriers.....	76
Accessories for Scovill's Amateur Photo. Outfits.....	15	Film Holders.....	76
Albums for Photographs.....	78, 79	Films, Ivory.....	75
Adjustable Tripods.....	92	Finger Tips.....	113
Adjustable Jointed Tripods.....	92	Ferro-Prussiate Paper.....	82
Adaptable Negative Washing Boxes	107	Flammang Single Dry-Plate Holder.....	89
Advill Camera.....	39	Flandreau's Outfits.....	22
"Alpha" Finger Tips.....	113	Finders.....	70
"American Annual of Photogra- phy" and "Photographic Times Almanac".....	125-131	Flexible Negative Films.....	119
Azotate.....	105	Fairbank's Photographers' Scale..	109
"Aladdin" Dark Room Lamp....	100	Flash Igniter, The "Safety".....	100
B		G	
Bicyclists' Outfits.....	41	Ground-Glass Substitute.....	117
Beck Lenses.....	65	Glossy Rubber Trays.....	111
Burnishers.....	116	Glass Bottom Trays.....	106
Bon Marché Porcelain Glass.....	85	Glass Forms.....	117
C		Ground-Glass.....	110
Cards, Collins'.....	77	Gihon's Opaque.....	117
Chemicals.....	117	General Price-list.....	117
Centennial Outfits.....	23	H	
Concealed Cameras.....	40	How to make Photographs.....	2-10
Corrugated Protecting Cases.....	108	Howard Albums.....	79, 80
C. C. H. Focusing Glass.....	70	Howard Negative Preserver and Binder.....	81
Carbutt's Keystone Dry-Plates.....	118, 120	Hard Rubber Plates.....	85
Cameras, Detective.....	33, 34, 35	Hallenbeck Sensitized Paper and Dry-Plate Safety Box.....	109
Camera, Tom Thumb.....	42	Hypo Eliminator.....	105
Capsules, Hydrochinon.....	106	Handy Flasher.....	74
Cartridges.....	72, 73	Hydrochinon Capsules.....	106
D		I	
Darlot Lenses.....	53	Instantaneous Shutters.....	66-67
Daisy Tripods.....	93	India Ink.....	117
Developing Solution.....	104	Ivory Films.....	75
Developing Outfit.....	15, 16	Irving Cameras.....	31
Developing Trays.....	111	J	
Detective Cameras.....	33, 34, 35	Japanned Developing Trays.....	116
Developers.....	104	K	
Dry Plates.....	118, 120	Keystone Dry Plates.....	118, 120
Dry-Plate Holders.....	89	Knack Cameras.....	33
Dry-Plate Outfits, Scovill.....	11	L	
Double Holders.....	88	Lanterns.....	98-99
Dropping Tubes.....	117	Lantern Slide Outfits.....	111
E		Lantern Slide Boxes.....	96
Enlarging, Reducing and Copying Cameras.....	47	Lantern Transparencies.....	121
Extension Tripods.....	90	Ladies' Outfits.....	48
Efficient Plate Lifter.....	97	Little Giant Repeating Flash Lamp	101
Eclipse Albums.....	81	Light-Weight Double Holders....	88
Etched Ground-Glass for Trans- parencies.....	110	Lenses, Beck.....	65
Eureka Bromide Paper.....	86	Lenses, Darlot.....	53
Elite View Outfits.....	21	Lenses, Steinheil.....	56-63

INDEX.

	PAGE
Lenses, Morrison .....	51
Lenses, Waterbury .....	49
Lenses, Economic .....	50
Lenses, Portrait .....	53, 55
Lenses, Ross .....	63, 64
Lenses, Peerless Stereo .....	53
Lenses, Instantané .....	52
Lenses, Rapid Rectigraphic .....	54-55
Litmus Paper .....	117

**M**

Manifold Cameras .....	32
Mercer Photo-micrographic Camera .....	46
Magic Finders .....	69
Metallic Protecting Cases .....	108
Manipulator .....	115
Multumin Parvo Dry-Plate Lantern .....	99
Magnesium Cartridges .....	72, 73
Magnesium Compound .....	71

**N**

Ne Plus Ultra Outfits .....	14
Negative Boxes .....	96
Negative Clasp .....	97
Negative Washing Boxes .....	107
Negative Varnish .....	117
Negative Films .....	120

**O**

Outfits, Favorite .....	12-14
Outfits, Ne Plus Ultra .....	14
Outfits for Making Lantern Slides .....	111
Outfits for American Scholars .....	18
Outfits for Making Blue Prints .....	17
Outfits for Photographing with Microscope .....	45
Orthochromatic Plates .....	118
Orthochromatic Solutions .....	105
Omega Paper .....	83

**P**

Pocket Photo Outfits for Bicyclists .....	41
Photo-microscopic Equipment .....	45
Petite Camera .....	48
Perfect Paper Preservative .....	84
Perfect Preserving Tubes .....	84
Peerless Dark-Room Lanterns .....	98
Plain Ground-Glass for Transparencies .....	110
Plate Lifter .....	97
Paper, Sensitized .....	82
Paper, Ferro-Prussiate .....	82
Porcelain Glass .....	85
Print Trimmers .....	117
Paste, Parlor .....	117
Photographic Series .....	122-123
Photo-Micrographic Camera .....	43, 44
Protecting Cases .....	108
Photographic Publications .....	124-133
Petite Lanterns .....	98
Printing Frames, Irving .....	94
Printing Frames, Scovill .....	117
Printing Frames, Adt .....	95
Printing Frame Pads .....	96

**R**

	PAGE
Printing Outfits .....	15, 16
Revolving-back Camera .....	29, 30
Rubber Bands .....	113
Rubber Trays .....	111
Rubber Plates .....	85
Reversing Attachment .....	93
Roll Holders .....	88, 89
Ready-sensitized Albumen Paper .....	82
Registering Slides .....	87
Russell Negative Clasps and Drying Support .....	97
Robinson Trimmers .....	117
Retouching Fluid .....	105
Roll Holder Hand Cameras .....	38

**S**

Star Reversible Back Cameras ..	28
Solutions, Ready Prepared .....	104, 105
Steinheil Lenses .....	54-61
Squeegees .....	114
Shutters, Universal Safety .....	66
Shutters, Instantaneous .....	66, 67
Shutters, "Triplex" .....	67, 68
Scholars' Outfits .....	18
Scovill Dry Plate Holder .....	89
Scovill Double Level .....	97
Scovill Sciopicon .....	112
Scale, Photographers' .....	109
Scovill Wonder Equipment .....	19
"Safety" Flash Igniter .....	100
Standard Flash Lamp .....	102
Standard "Triple" Flash Lamp ..	103

**T**

Transparency Frames .....	110
Thin Gold Beveled Edge Cards ..	77
Translucine .....	85
Triplex Photographic Shutter ..	67, 68
Tripods, Adjustable .....	92
Tripods, Jointed .....	92
Tripods, Daisy .....	93
Tripods, Extension .....	90
Tripods, Taylor .....	92
Tripods, Albion .....	27, 91
Toning Outfit .....	15, 16
Tom Thumb Cameras .....	42
Triad Cameras .....	36-37

**U**


Universal Shutters .....	66
--------------------------	----

**V**

View Albums .....	79-80
-------------------	-------

**W**

Waterbury Outfits .....	20
Waterbury Detective Cameras ..	33, 34
Walmsley's Photo-micrographic Cameras ..	43, 44
Waterbury Lenses .....	49
Waterbury Focusing Glass .....	70
Waterbury Finders .....	70
Wilson's Photographic Publications ..	132
Washing-Boxes .....	107



**ERRATA.**

**PAGE 39.** No. 1, "ADVILL" CAMERA, for 12 4x5 Films, Price, \$25 00  
 No. 2, "ADVILL" CAMERA, for 18 4x5 Films, Price, 25 00  
 No. 3, "ADVILL" CAMERA, for 12 4x5 Glass Plates,  
 Price, - - - - - 25 00

**PAGE 91.** THE ALBION TRIPOD, No. 1, Price, - - - \$4 50

**PAGE 120a.** Reduced Price List, CARBUTT'S DRY PLATES AND FILMS.

by the Association for this contest in which there were twenty competitors.

**ORDER BLANK.**

.....:8

**The Photographic Times Publishing Association,**

423 BROOME STREET, NEW YORK.

*Please send to address given below, the weekly issue of the PHOTOGRAPHIC TIMES, commencing with .....*18 *, and the AMERICAN ANNUAL OF PHOTOGRAPHY for 18 , for which enclosed is \$5.50.*


Name, .....

P. O. ....

County, .....

State, .....


**NOTE.—Please specify whether Weekly or Monthly edition is desired.**



**THE SCOVILL & ADAMS COMPANY.**

THE history of the Scovill & Adams Company is to a great extent the history of photography in America, for with the introduction of the Daguerreotype process in this country, in 1842, the Scovill Manufacturing Company—whence the Scovill & Adams Company sprang—manufactured the metal plates and other materials necessary for making the Daguerreotype.

The Scovill Manufacturing Company was founded in Waterbury, in 1802, and has been engaged in the manufacture of metals and metal goods since that early date. As photography grew in popularity, and the demands for the necessary supplies increased, the department of the Scovill Manufacturing Company devoted to this branch of the business became more important, and it was apparent that the child had outgrown the necessity for the care of the parent organization. The Scovill & Adams Company was thereupon organized, and began its career as an independent firm, January 1, 1889. It was really an enlargement of the Photographic Department of the Scovill Manufacturing Company managed as an independent company. Mr. W. Irving Adams, who had been the agent managing this department, became the President of the new company, and the management continues as heretofore.



**THE SCOVILL PHOTOGRAPHIC LIBRARY,  
No. 1.**

Price, in a Box, \$5.25.

Includes the following standard books in cloth binding  
(Library Edition):

The History of Photography.....	\$1 00
The Photographic Instructor (Second Edition).....	1 50
The Photographic Negative.....	1 50
Photographic Printing Methods (Second Edition).....	1 00
The Modern Practice of Retouching Negatives.....	75
The Photographic Times Annual for 1890.....	1 00

\$6 75

It will thus be seen that if the books were bought separately they would cost \$6.75, but purchased in the "Library" they cost only \$5.25, and are neatly packed in a strong box. An appropriate and practical holiday gift for a photographer.

